



Demographic profile

Commissioning voluntary
throughcare and mentoring
services

December 2023

Contents

- 1 Introduction**
- 2 Methodology**
 - Methodology
 - Data consideration: impact of the pandemic
 - Policy considerations
 - Data limitations
- 3 Key points**
- 4 Context**
 - Index sentences of less than four years
 - Arrivals to short term sentences
 - Remand
- 5 Releases: short term sentences**
 - Releases by Scottish Prison Service establishment
 - Men
 - Women
 - Young people
- 6 Releases: remand**
 - Length of remand period
 - Releases by Scottish Prison Service establishment
 - Men
 - Women
 - Young people
 - Releases directly from court
- 7 Releases: Home Detention Curfew**
- 8 Community sentences**
 - CPOs: men
 - CPOs: women
 - DTTOs: men
 - DTTOs: women
- 9 Glossary**
- 10 Appendix: additional information**
 - Releases by local authority area
- 11 Acknowledgements**

Introduction

Community Justice Scotland (CJS) is tasked with commissioning voluntary throughcare and mentoring services for short-term prisoners funded directly by the Scottish Government (SG), as currently provided by three third sector Public Social Partnerships (PSPs).

Work to understand and measure the current service provision, the needs of people accessing services and the strategic context of existing and future services is crucial to provide the foundation on to which the planning and delivery of future throughcare and mentoring services can be built. In order to ensure that the services delivered are designed to meet outcomes and to address people's needs, a robust evidence base has been established on which to build and design services.

It is important that any new model considers the number of people eligible and the possible demand for services. This paper provides a demographic profile and, where available a geographic profile, of people serving and being released from a short-term prison sentence, people leaving a period of remand, and people breaching a [Community Payback Order \(CPO\)](#) or [Drug Treatment and Testing Order \(DTTO\)](#). It is these people who are, or could be, considered eligible for support from voluntary throughcare and mentoring services.

Methodology

Methodology

Analysis in this paper is based on SG data. This has been collated from open-source websites and directly from SG and Scottish Prison Service (SPS) colleagues as a result of data requests. Data are presented in graphical and tabular formats as appropriate.

Data consideration: impact of the pandemic

Data for the period of the Coronavirus pandemic onwards, 2020/21 to the present, are not included in this paper. This is due to the impact of the justice system response to the pandemic on statistics and reporting, as stated in full by the SG:

*'The impact of justice system responses to public health measures in 2020-21 included: a decreased volume of custody cases reported to the Crown Office and Procurator Fiscal Service, and an increased volume of undertakings reports; a reduced likelihood of an accused being remanded; a reduced volume of concluded cases in courts, with subsequent reduction in custodial sentences issued and growth in the trial backlog; and an agreement in the initial stages of the pandemic response to early release of eligible short-term sentenced prisoners. Combined, these changes across the justice system impacted both the in-flows to custody and the out-flows from custody throughout 2020-21. While there was no further early release of prisoners, the changes observed in the first pandemic year continued across 2021-22. The impacts of the changes occurring in response to the pandemic have not yet been fully isolated in the data held by the Scottish Government. However, it is reasonable to conclude that the changes described above have resulted in the lower prison populations reported in 2020-21 and 2021-22. This should not be interpreted as indicative of longer-term prison population trends.'*¹

Policy considerations

There are several policy considerations that should be borne in mind when reading and interpreting the data in this document. The most relevant policy consideration is the statutory presumption against short-term sentences (PASS). The Criminal Justice and Licensing (Scotland) Act 2010 requires that the court must not give an individual a custodial sentence of three months or less unless it considers that no other sentence is appropriate. PASS was extended in 2019 from three months or less to 12 months or less by the Presumption Against Short Periods of Imprisonment (Scotland) Order 2019.²

The Management of Offenders (Scotland) Act 2019 included new provisions for the management of people subject to Home Detention Curfew (HDC), including powers of recall from HDC for the SPS and clarification of the law on HDC and temporary release.³ Data in this paper should be considered with this policy change in mind.

¹ Scottish Government. (2022). Scottish prison population statistics 2021-22, pp. 13-14. Source: <https://www.gov.scot/publications/scottish-prison-population-statistics-2021-22/documents/>

² Scottish Government. (2021). Monitoring data on presumption against short sentences. Source: <https://www.gov.scot/news/monitoring-data-on-presumption-against-short-sentences/>

³ Scottish Government. (2019). Management of Offenders Act. Source: <https://www.gov.scot/news/management-of-offenders-act/>

Data limitations

Analysis has been limited to data that are publicly available or bespoke data that have been made available by SG or SPS.

Data are available in relation to releases from a short-term sentence by local authority area but have not been included here due to possible discrepancies within the data.

Data relating to the 'churn' of individuals between community and prison has been made available but is not included within this paper. This supplementary data is due to be published in December 2023.⁴

⁴ This information is not currently publicly available but is due to be published by SG in December 2023. Full references will be included here in due course.

Key points

- The total number of people with [index sentences](#) of less than four years in Scottish prisons is decreasing. In 2019-20, 9,072 men, 683 women, 462 young people under 21, and 34 young people under 18 had index sentences of less than four years.
 - The total number of people held on remand is similarly decreasing. In 2019-20, 8,305 men, 802 women, 4,281 young people under 21, and 75 young people under 18 were held on remand within the financial year.
 - On average, between 2009-10 and 2019-20 for people with an index sentence of less than four years:
 - 8,970 men were released each year, around 747 per month. The majority of departures are from index sentences of 0-12 months, in particular 3-12 months.
 - 761 women were released each year, around 63 per month. The majority of departures are from index sentences of 0-6 months.
 - 98 young people aged under 18 were released each year, around eight per month. In recent years, these numbers are much lower.
 - 810 young people aged under 21 were released each year, around 67 per month. In recent years, these numbers are much lower.
 - On average, there are 7,520 departures from remand (not including [transitions](#)) each year, around 623 per month. Releases are consistently more common during the early period of remand (2-7 days, <=2 weeks, 3 weeks, 4 weeks, 5 weeks). The number of people released from remand periods of 71-140 days and >140 days are also consistently higher than shorter periods.
 - On average, in the period 2009-10 to 2019-20 there were around 630 releases from remand each month across all SPS establishments.
 - Using data from 2016-17 to 2019-20, on average:
 - 5,454 men were released from remand each year, around 454 per month.
 - 826 women were released from remand each year, around 68 per month.
 - 927 young people under 21 were released from remand each year, around 77 per month.
 - 141 young people under 18 were released from remand each year, around 12 per month.
 - Numbers of people being released from HDC declined starkly between 2016 and 2020. In the most recent year of data, 2020, there were 243 men, 28 women and 10 young people (all aged 18 to 21) released from HDC.
-

Context

[Index sentences](#) of less than four years

Data indicate that the total number of men and women with index sentences of less than four years in Scottish prisons is decreasing (men, Figure 1 and Table 1; women, Figure 2 and Table 2).⁵ Linear trends indicate that the downward trends will continue but this does not take into account variables such as crime trends, volumes of courts activity and so on.

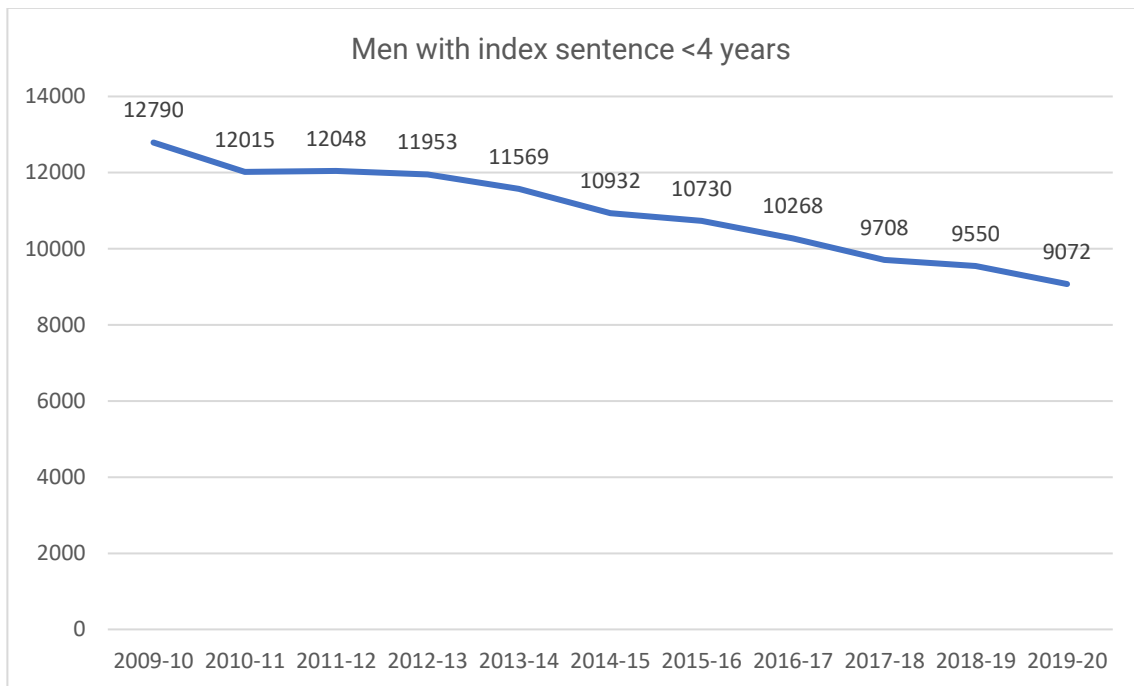


Figure 1. Men with an index sentence <4 years

Sentence	2009/10	2010/11	2011/12	2012/13	2013/14	2014/15	2015/16	2016/17	2017/18	2018/19	2019/20
0<=3 months	2609	2230	1673	1756	1772	1596	1527	1293	1177	1120	883
3<=6 months	3836	3728	4077	3848	3662	3443	3329	2982	2796	2660	2258
6<=12 months	2452	2315	2508	2572	2467	2220	2273	2295	2120	2078	2037
12<=18 months	955	900	945	956	963	1051	1012	1084	1068	1138	1160
18<=24 months	973	877	958	1014	958	974	1022	1063	1036	1028	1139
2<=4 years	1965	1965	1887	1807	1747	1648	1567	1551	1511	1526	1595
Total	12790	12015	12048	11953	11569	10932	10730	10268	9708	9550	9072

Table 1. Men with an index sentence <4 years

⁵ Scottish Government. (2022). Scottish prison population statistics 2021-22. Source: <https://www.gov.scot/publications/scottish-prison-population-statistics-2021-22/documents/>

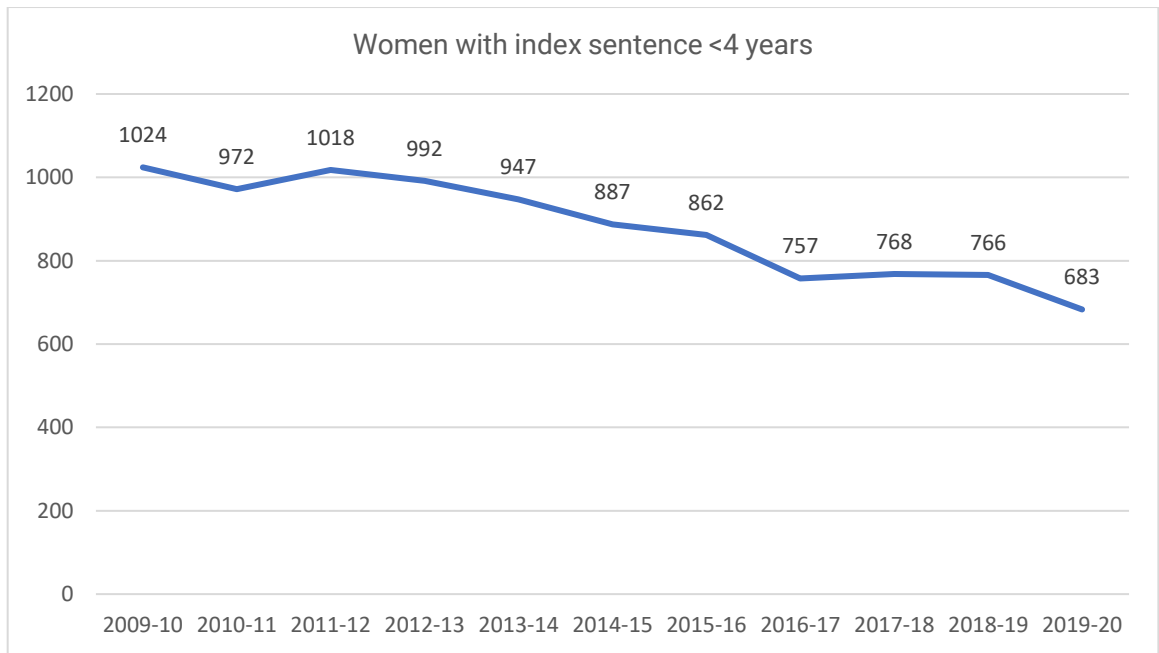


Figure 2. Women with an index sentence <4 years

Sentence	2009/10	2010/11	2011/12	2012/13	2013/14	2014/15	2015/16	2016/17	2017/18	2018/19	2019/20
0<=3 months	281	218	197	197	164	162	185	126	147	131	106
3<=6 months	329	337	408	364	358	345	310	304	276	270	223
6<=12 months	172	177	170	188	187	164	158	144	147	159	146
12<=18 months	59	58	71	79	69	65	71	58	62	71	66
18<=24 months	72	63	66	64	61	68	61	38	52	62	62
2<=4 years	111	119	106	100	108	83	77	87	84	73	80
Total	1024	972	1018	992	947	887	862	757	768	766	683

Table 2. Women with an index sentence <4 years

Similarly, there is a downward trend in the number of young people with an index sentence under four years (Figure 3, Table 3, Table 4).

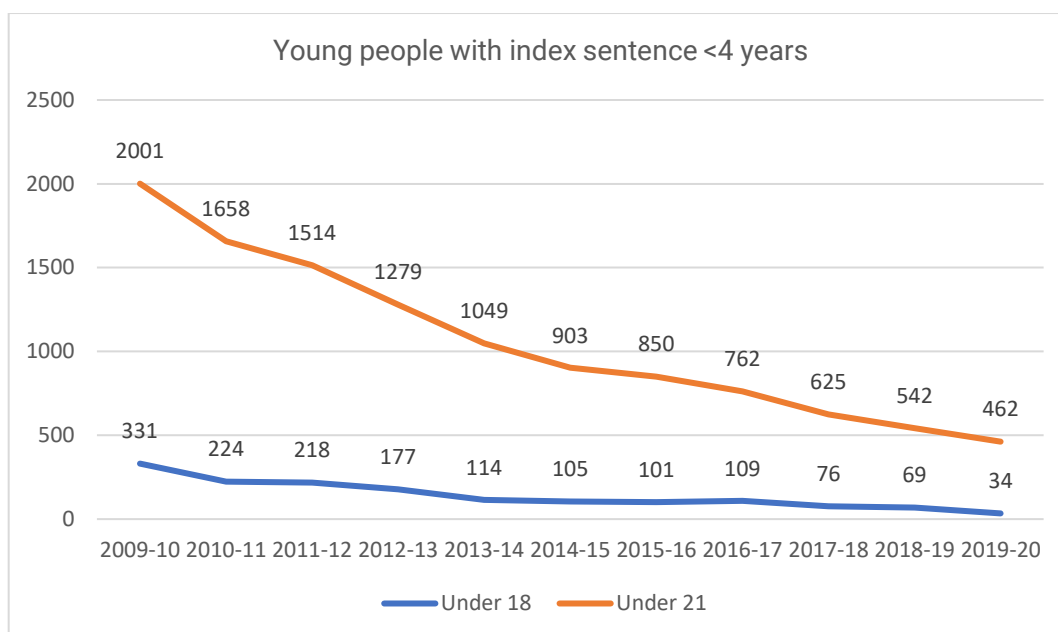


Figure 3. Young people with index sentences <4 years in Scottish prisons by financial year

Sentence	2009/10	2010/11	2011/12	2012/13	2013/14	2014/15	2015/16	2016/17	2017/18	2018/19	2019/20
0<=3 months	60	31	16	11	16	18	16	11	12	7	2
3<=6 months	121	67	74	50	30	34	27	37	19	17	6
6<=12 months	63	47	45	47	34	24	23	23	17	16	11
12<=18 months	25	25	34	29	15	15	18	16	15	9	8
18<=24 months	22	17	22	11	7	7	9	11	6	10	2
2<=4 years	40	37	27	29	12	7	8	11	7	10	5
Total	331	224	218	177	114	105	101	109	76	69	34

Table 3. Young people aged under 18 years with an index sentence <4 years

Sentence	2009/10	2010/11	2011/12	2012/13	2013/14	2014/15	2015/16	2016/17	2017/18	2018/19	2019/20
0<=3 months	373	288	165	154	152	123	120	73	78	59	44
3<=6 months	605	501	543	430	322	287	272	231	179	147	96
6<=12 months	401	332	324	289	243	192	189	183	139	122	105
12<=18 months	174	146	151	133	105	103	103	116	83	78	89
18<=24 months	159	131	138	111	91	77	79	80	69	58	57
2<=4 years	289	260	193	162	136	121	87	79	77	78	71
Total	2001	1658	1514	1279	1049	903	850	762	625	542	462

Table 4. Young people aged under 21 years with an index sentence <4 years

Arrivals to short-term sentences

The number of individuals arriving to short-term sentences of less than four years has decreased since 2009-10 to 2019-20 (Figure 4).⁶

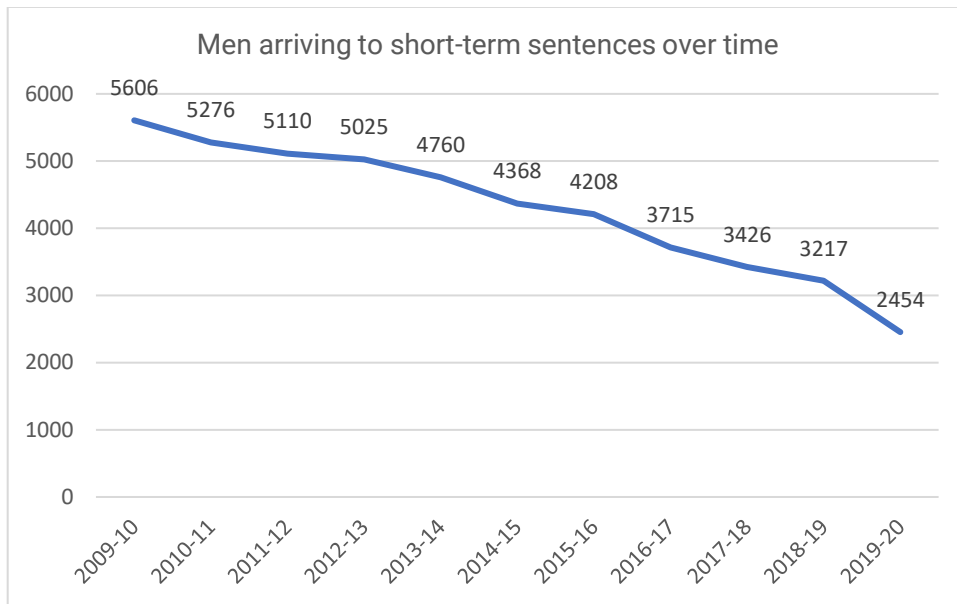


Figure 4. Men arriving to a short-term sentence over time

The majority of men arriving to a short-term sentence are serving a sentence of 3 to 6 months, followed closely by 6-12 months.⁷ The majority of men given sentences of less than four years from 2009-10 to 2019-20 are between the ages of 25 and 34 although this has recently expanded to between age 25 and 39.

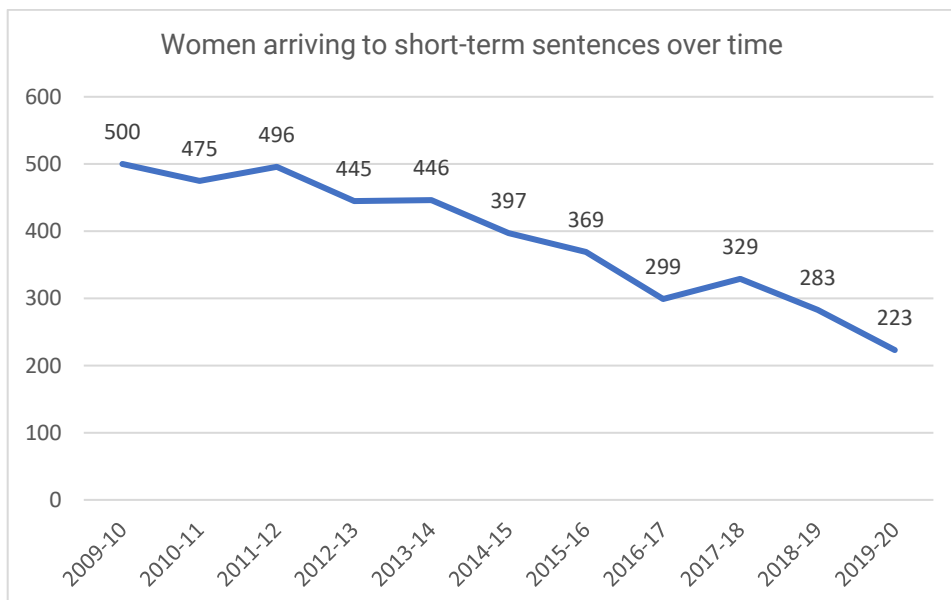


Figure 5. Women arriving to a short-term sentence over time

⁶ Scottish Government (n.d.). Scottish prisons interactive analysis tool. Source: [Scottish prison population statistics \(shinyapps.io\)](https://shinyapps.io) [Accessed 26/06/2023].

⁷ Scottish Government (n.d.). Scottish prisons interactive analysis tool. Source: [Scottish prison population statistics \(shinyapps.io\)](https://shinyapps.io) [Accessed 26/06/2023].

The majority of women arriving to a short-term sentence (Figure 5) are serving a sentence of three to six months.⁸ The majority of women given sentences of less than four years from 2009-10 to 2019-20 are aged 25 to 34.

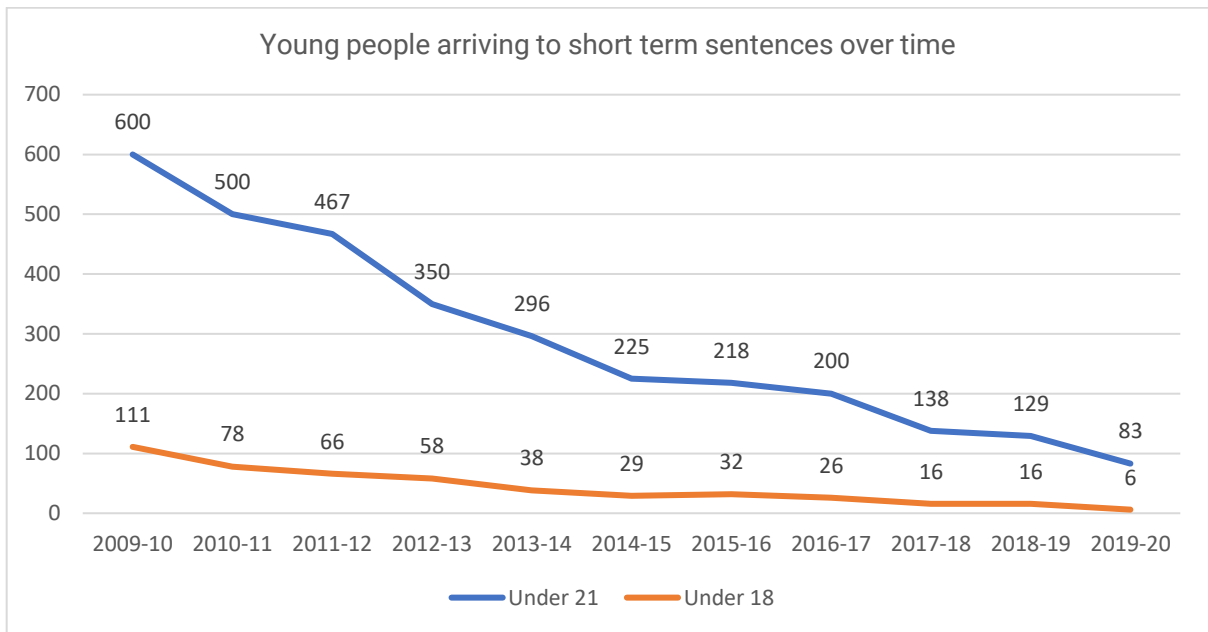


Figure 6. Young people arriving to index sentence of <4 years over time⁹

The majority of young people under 21 arriving to a short-term sentence (Figure 6) are serving a sentence of 3 to 6 months, followed closely by 6-12 months and, in recent years, 12-18 months.¹⁰ Similarly, the majority of young people under 18 are serving a sentence of 3 to 6 months, followed closely by 6 to 12 months.

Remand

The data for the individual numbers of women held on remand (Figure 7) show an overall decline from 2009-10 although there are minor fluctuations upwards in some years.¹¹

⁸ Scottish Government (n.d.). Scottish prisons interactive analysis tool. Source: [Scottish prison population statistics \(shinyapps.io\)](https://shinyapps.io) [Accessed 26/06/2023].

⁹ Data are cumulative in this graph; data for people under 21 include all people in that age bracket (that is includes all the people who are under 18 years).

¹⁰ Scottish Government (n.d.). Scottish prisons interactive analysis tool. Source: [Scottish prison population statistics \(shinyapps.io\)](https://shinyapps.io) [Accessed 26/06/2023].

¹¹ Scottish Government. (n.d.). Scottish prisons interactive analysis tool. Source: [Scottish prison population statistics \(shinyapps.io\)](https://shinyapps.io) [Accessed 26/06/2023].

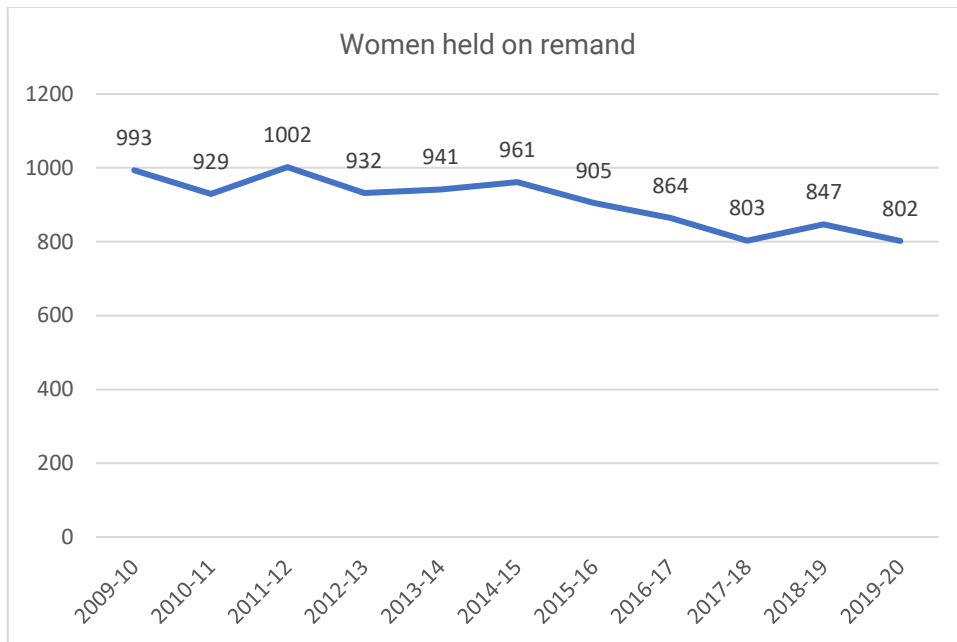


Figure 7. Women held on remand within financial year

Data for the overall number of men held on remand (Figure 8) show a downward trend, although with an increase in the most recent years.¹²

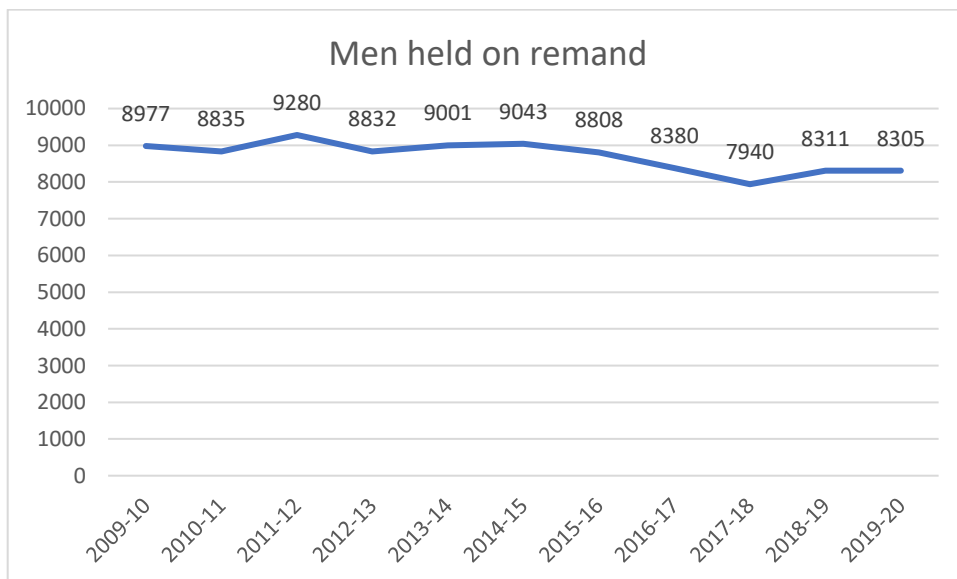


Figure 8. Men held on remand within financial year

Data show that the number of young people (under 21 and under 18) on remand (Figure 9) have decreased between 2009-10 and 2019-20.¹³

¹² Scottish Government. (n.d.). Scottish prisons interactive analysis tool. Source: [Scottish prison population statistics \(shinyapps.io\)](https://shinyapps.io/scottish-prison-population-statistics/) [Accessed 26/06/2023].

¹³ Scottish Government. (n.d.). Scottish prisons interactive analysis tool. Source: [Scottish Prison population statistics \(shinyapps.io\)](https://shinyapps.io/scottish-prison-population-statistics/) [Accessed 26/06/2023].

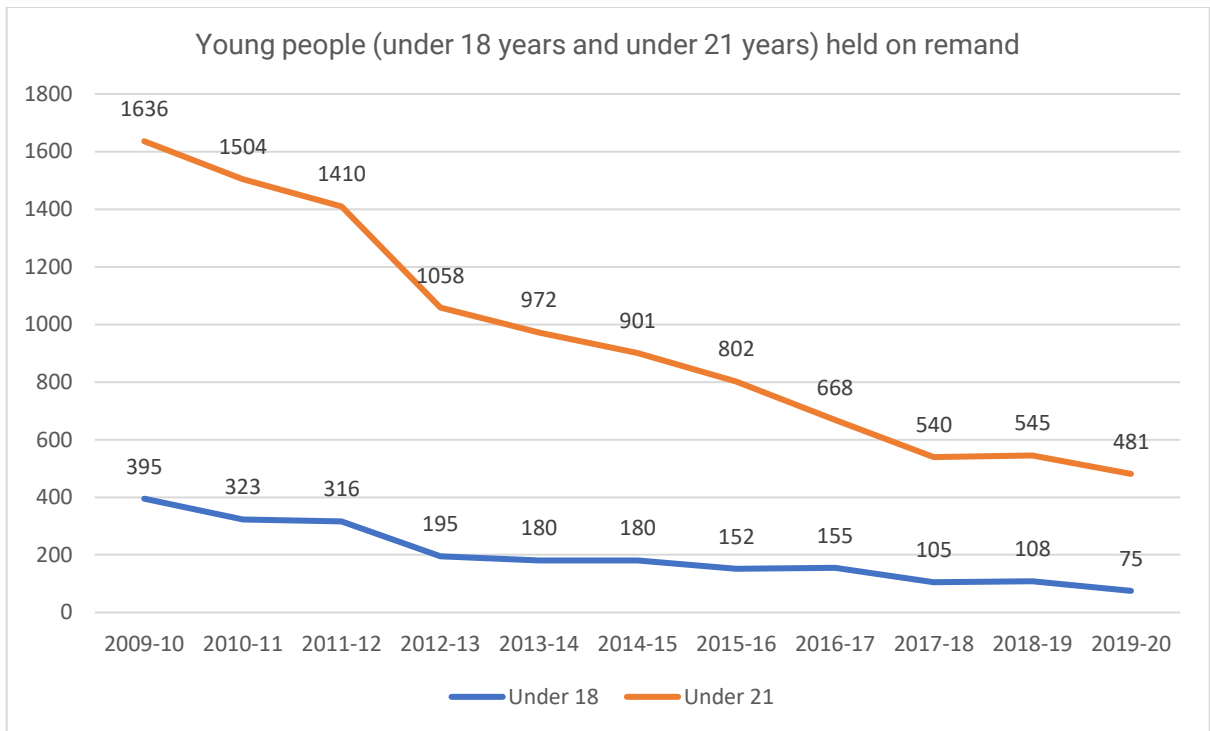


Figure 9. Young people held on remand within financial year

Releases: short term sentences

Releases by SPS establishment

On average, in the period 2014-15 to 2019-20, there were 8,521 releases from short-term sentences each year, around 710 per month. The majority of departures are from HMP Barlinnie (21%), followed by HMP Perth (12%), HMP Addiewell (10%), HMP Low Moss (10%) and HMP Edinburgh (10%) (Figure 10).¹⁴

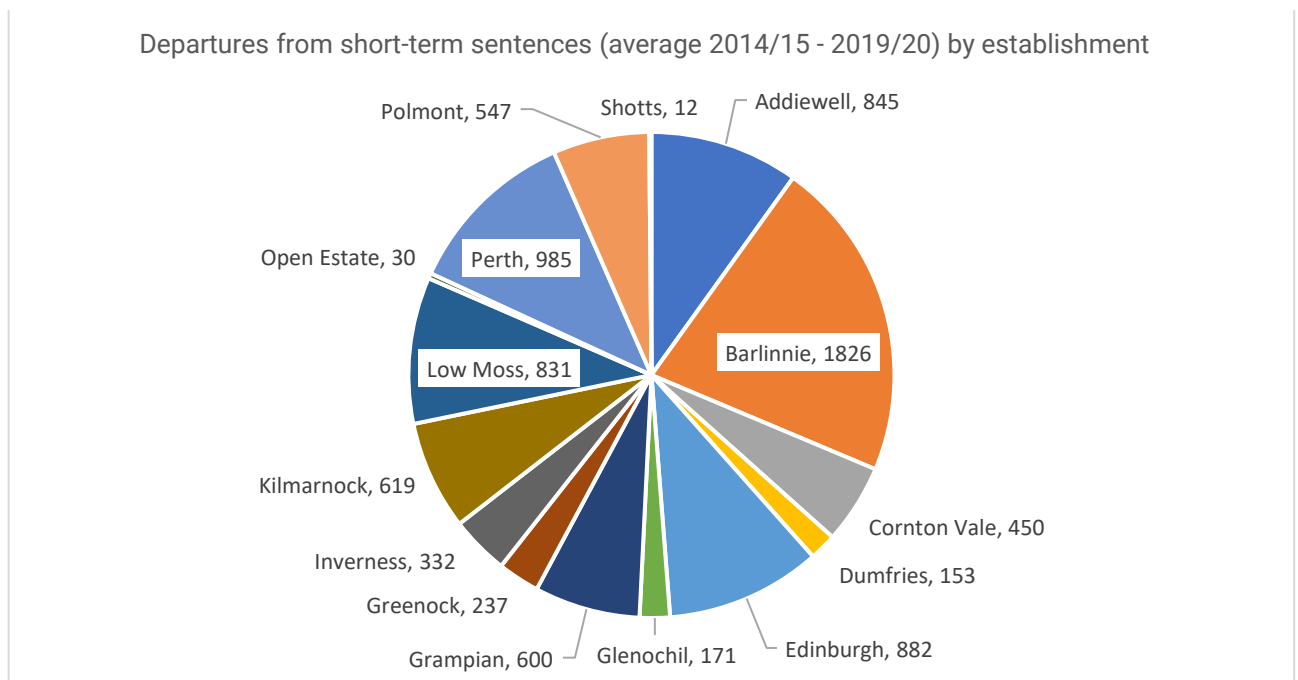


Figure 10. Departures from sentences of <4 years by establishment, average 2014/15 to- 2019/20

Men

On average, between 2009-10 and 2019-20 there are 8,970 departures from an index sentence of less than four years each year.¹⁵ This is around 747 per month. The majority of departures are from index sentences of 0-12 months, in particular 3-12 months (Figure 11; Table 5).

¹⁴ Scottish Government. (n.d.). Scottish prisons interactive analysis tool. Source: [Scottish prison population statistics \(shinyapps.io\)](https://shinyapps.io) [Accessed 26/06/2023]

¹⁵ Scottish Government. (n.d.). Scottish prisons interactive analysis tool. Source: [Scottish prison population statistics \(shinyapps.io\)](https://shinyapps.io) [Accessed 26/06/2023].

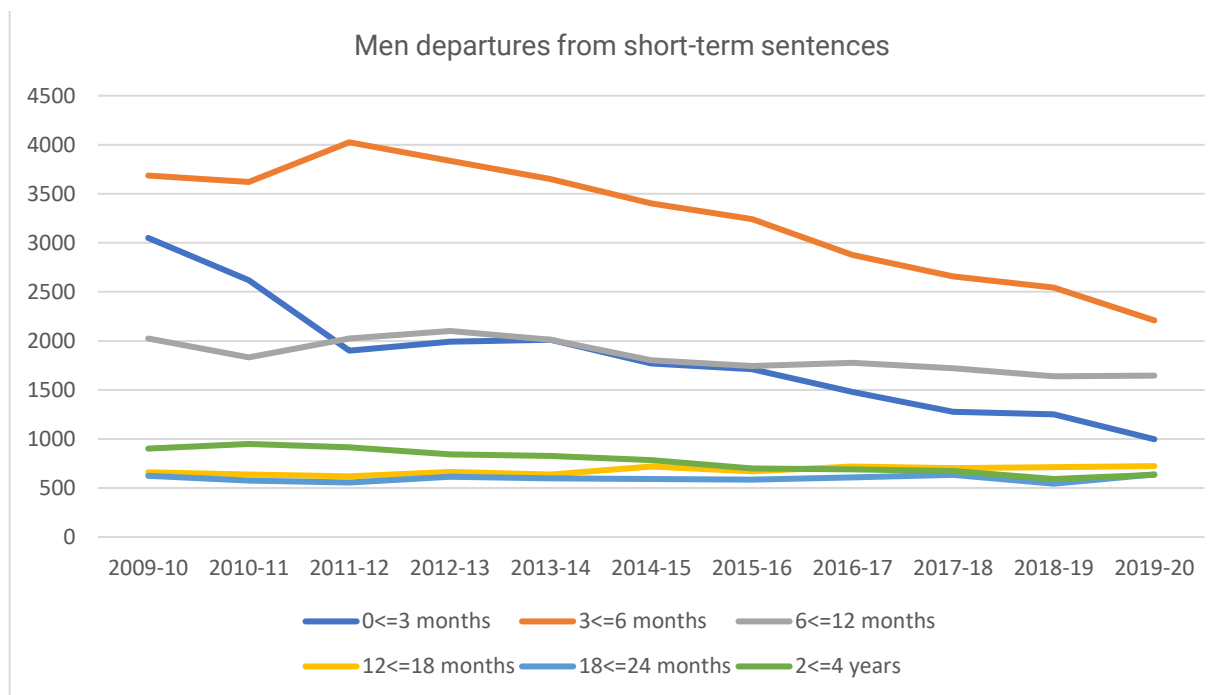


Figure 11. Men departures from index sentences of less than four years by year and index sentence length

Sentence length	2009/10	2010/11	2011/12	2012/13	2013/14	2014/15	2015/16	2016/17	2017/18	2018/19	2019/20
0<=3 months	3050	2618	1901	1991	2010	1770	1712	1479	1278	1251	997
3<=6 months	3685	3622	4025	3837	3649	3402	3241	2875	2658	2543	2209
6<=12 months	2024	1833	2023	2101	2013	1804	1744	1778	1721	1639	1647
12<=18 months	660	637	619	663	638	720	670	718	704	712	723
18<=24 months	626	577	556	615	597	591	585	608	633	544	639
2<=4 years	903	949	915	842	827	784	700	689	674	592	634
Total	10948	10236	10039	10049	9734	9071	8652	8147	7668	7281	6849

Table 5. Men departures from index sentences of less than four years by year and index sentence length

Women

On average between 2009-10 and 2019-20, there are 761 departures from an index sentence of less than four years each year.¹⁶ This is around 63 per month. The majority of departures are from index sentences of 0-6 months (Figure 12; Table 6).

¹⁶ Scottish Government. (n.d.). Scottish prisons interactive analysis tool. Source: [Scottish Prison Population Statistics \(shinyapps.io\)](https://shinyapps.io) [Accessed 26/06/2023].

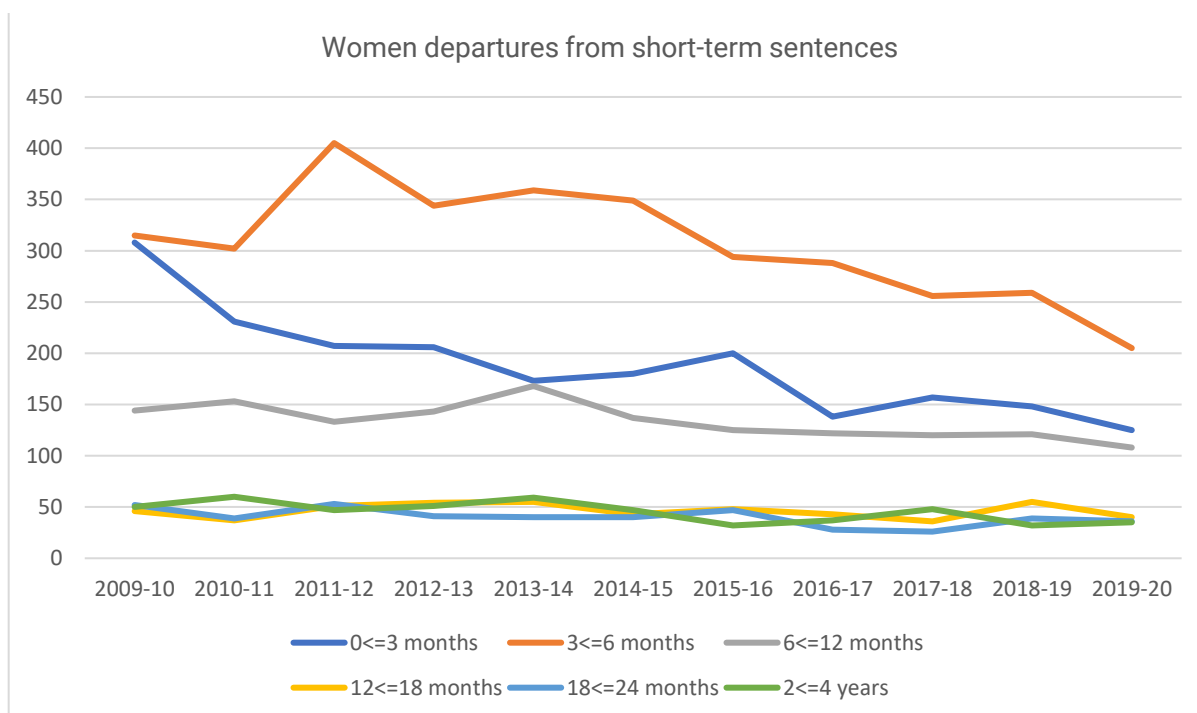


Figure 12. Women departures from index sentences of less than four years by year and index sentence length

Sentence length	2009/10	2010/11	2011/12	2012/13	2013/14	2014/15	2015/16	2016/17	2017/18	2018/19	2019/20
0<=3 months	308	231	207	206	173	180	200	138	157	148	125
3<=6 months	315	302	405	344	359	349	294	288	256	259	205
6<=12 months	144	153	133	143	168	137	125	122	120	121	108
12<=18 months	46	37	51	54	55	43	48	43	36	55	40
18<=24 months	52	39	53	41	40	40	47	28	26	39	36
2<=4 years	50	60	47	51	59	47	32	37	48	32	35
Total	915	822	896	839	854	796	746	656	643	654	549

Table 6. Women departures from index sentences of less than 4 years by year and index sentence length

Young people

Departures from sentence for young people have decreased over time (Figure 13).¹⁷

¹⁷ Scottish Government. (n.d.). Scottish prisons interactive analysis tool. Source: [Scottish prison population statistics \(shinyapps.io\)](https://shinyapps.io) [Accessed 26/06/2023]

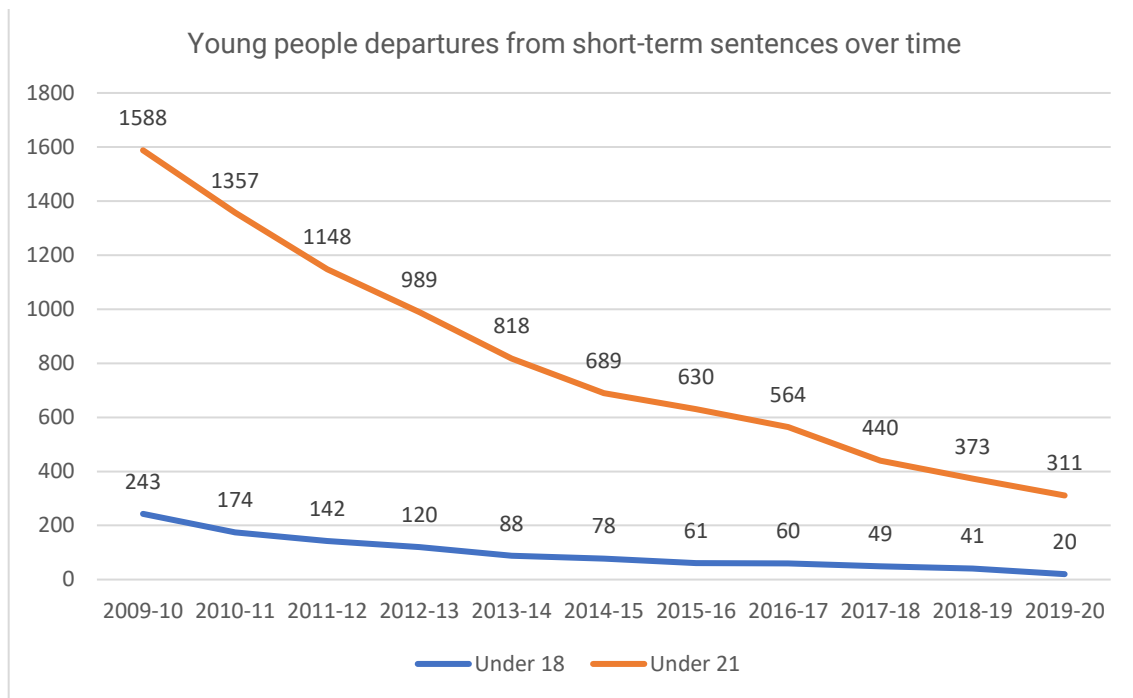


Figure 13. Young people departures from sentence by year

On average, from 2009-10 to 2019-20, there are 98 departures of young people under 18 from an index sentence of less than four years, around eight per month (Table 7).¹⁸ In recent years, however, these numbers are much lower. For example, the average number of departures of young people under 18, per year, in the period from 2015-16 to 2019-20 is 46, is around three or four per month.

Sentence length	2009/10	2010/11	2011/12	2012/13	2013/14	2014/15	2015/16	2016/17	2017/18	2018/19	2019/20
0<=3 months	72	36	22	11	21	23	16	9	11	11	3
3<=6 months	100	62	56	46	26	29	21	25	16	14	1
6<=12 months	42	36	33	30	28	16	15	15	8	9	8
12<=18 months	15	16	15	16	7	6	5	7	12	2	4
18<=24 months	9	12	10	8	3	2	3	3	1	5	2
2<=4 years	5	12	6	9	3	2	1	1	1	0	2
Total	243	174	142	120	88	78	61	60	49	41	20

Table 7. Young people (under 18) departures from index sentences of less than four years by year and index sentence length

On average, from 2009-10 to 2019-20 there are 810 departures of young people under 21 from an index sentence of less than four years, around 67 per month (Table 8).¹⁹ In recent years, however, these numbers are much lower. For example, the average number of departures of young people under 21 per year in the period from 2015-16 to 2019-20 is 463, around 39 per month.

¹⁸ Scottish Government. (n.d.). Scottish Prisons interactive analysis tool. Source: [Scottish prison population statistics \(shinyapps.io\)](https://shinyapps.io) [Accessed 26/06/2023].

¹⁹ Scottish Government. (n.d.). Scottish Prisons Interactive Analysis Tool. Source: [Scottish prison population statistics \(shinyapps.io\)](https://shinyapps.io) [Accessed 26/06/2023].

Sentence length	2009/10	2010/11	2011/12	2012/13	2013/14	2014/15	2015/16	2016/17	2017/18	2018/19	2019/20
0<=3 months	414	322	180	169	164	124	119	77	75	59	47
3<=6 months	548	458	487	394	293	254	249	199	159	137	75
6<=12 months	320	264	245	212	196	150	130	143	94	91	77
12<=18 months	127	103	82	96	63	68	56	70	56	36	60
18<=24 months	90	82	65	57	52	45	38	45	35	29	27
2<=4 years	89	128	89	61	50	48	38	30	21	21	25
Total	1588	1357	1148	989	818	689	630	564	440	373	311

Table 8. Young people (under 21) departures from index sentences of less than four years by year and index sentence length

Releases: remand

Length of remand period

On average, there are 7,520 departures from remand (not including [transitions](#)) each year (623 per month). Releases are consistently more common during the early period of remand (2-7 days, <=2 weeks, 3 weeks, 4 weeks, 5 weeks). The number of people released from remand periods of 71-140 days and >140 days is also consistently higher than shorter periods (436 and 343 people respectively in 2019-20) (Table 9).²⁰

Length of remand period	2014/15	2015/16	2016/17	2017/18	2018/19	2019/20
1 day or less	542	547	507	423	457	433
2-7 days	1365	1209	1048	980	1009	962
<=2 weeks	1292	1166	1009	961	907	910
3 weeks	1045	996	993	801	759	792
4 weeks	1178	1147	1012	963	909	1045
5 weeks	867	926	811	787	713	788
6 weeks	451	430	416	370	323	397
7 weeks	151	144	153	137	156	177
8 weeks	99	116	130	126	96	126
9 weeks	80	57	64	74	79	86
10 weeks	42	48	57	42	40	41
71-140 days	753	683	592	405	368	436
>140 days	106	96	109	177	279	343
Total	7971	7565	6901	6246	6095	6536

Table 9. Releases from remand by the length of remand period

Releases by SPS establishment

On average, in the period 2009-10 to 2019-20, there were around 630 releases from remand each month across all SPS establishments (Figure 14).²¹

²⁰ Scottish Government. (2023). Remand round table presentation (unpublished).

²¹ Scottish Government. (n.d.). Scottish prisons interactive analysis tool. Source: [Scottish prison population statistics \(shinyapps.io\)](https://shinyapps.io) [Accessed 26/06/2023].

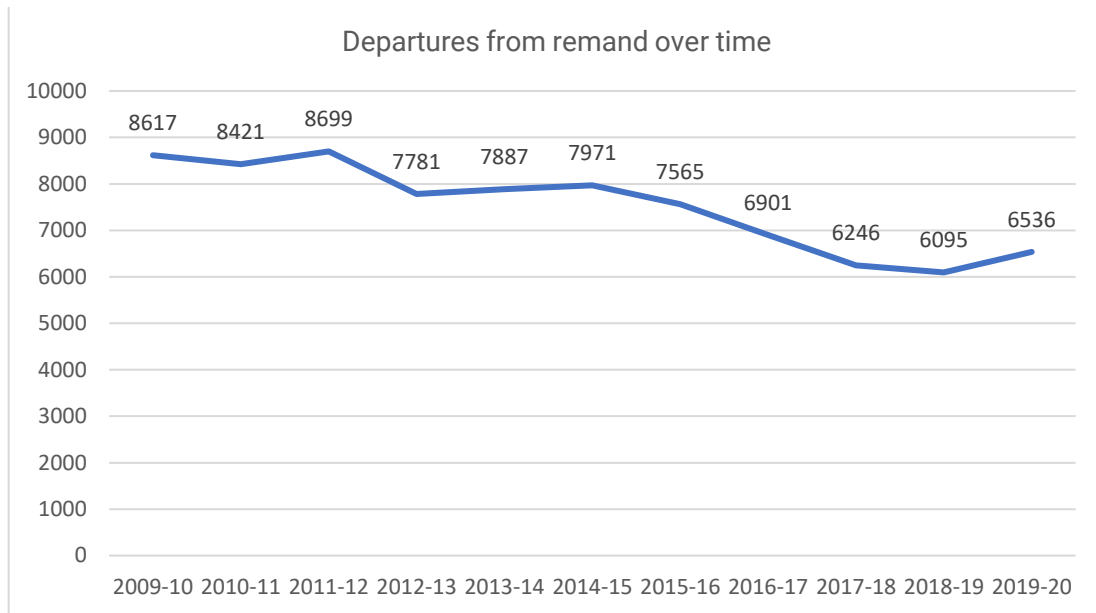


Figure 14. Departures from remand over time

The majority of departures from remand are from HMP Barlinnie (1,761), followed by HMP Edinburgh (1,030), HMP Cornton Vale (804), HMP Perth (785), and HMYOI Polmont (715) (Figure 15).²²

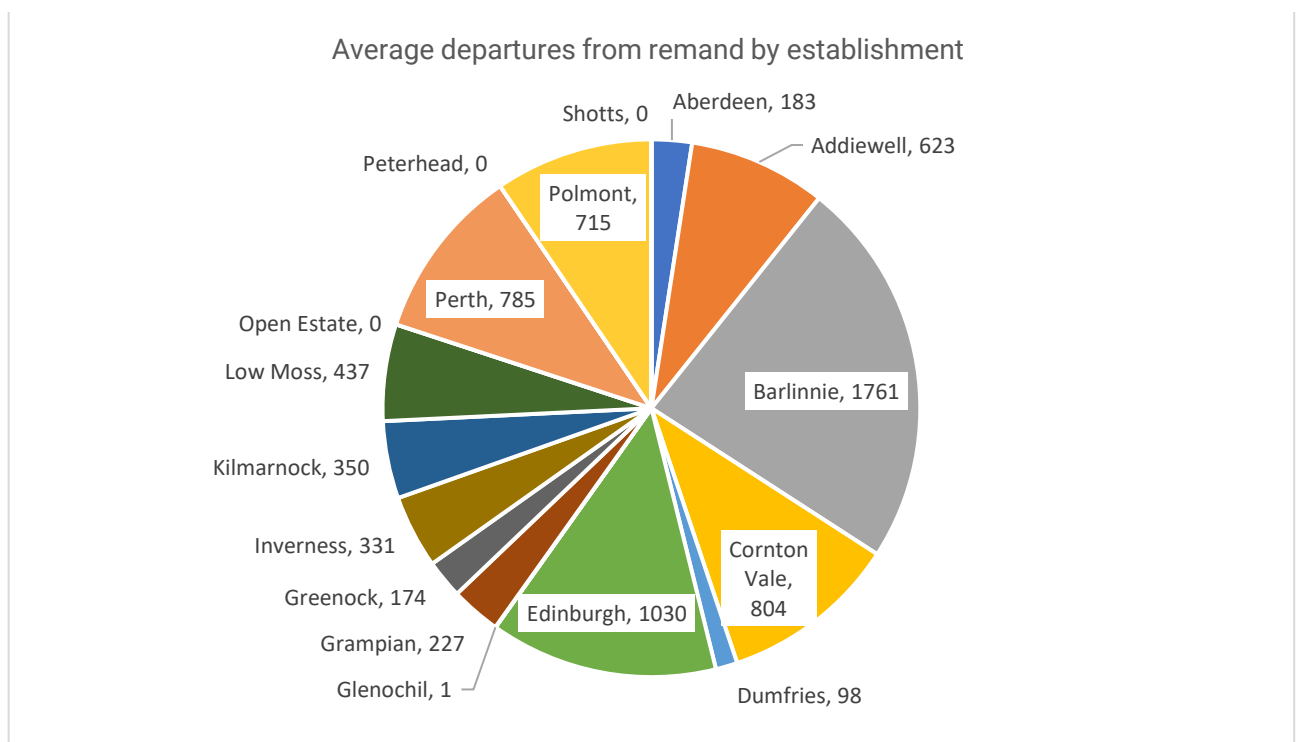


Figure 15. Departures from remand by establishment

²² Scottish Government. (n.d.). Scottish prisons interactive analysis tool. Source: [Scottish prison population statistics \(shinyapps.io\)](https://shinyapps.io) [Accessed 26/06/2023].

Men

The number of men being released from remand from each establishment is shown below (Table 10).^{23,24}

Establishment	2009/ 10	2010/ 11	2011/ 12	2012/ 13	2013/ 14	2014/ 15	2015/ 16	2016/ 17	2017/ 18	2018/ 19	2019/ 20
HMP Aberdeen / Grampian	522	534	372	348	233	312	337	316	308	273	366
HMP Addiewell	627	649	614	763	782	652	691	580	522	410	567
HMP Barlinnie	2302	2230	2610	1925	1675	1678	1392	1336	1331	1479	1407
HMP Cornton Vale	0	0	0	2	0	1	1	0	1	1	2
HMP Dumfries	119	152	115	82	102	93	97	80	70	82	91
HMP Edinburgh	1454	1358	1119	1019	1057	1039	1018	881	835	713	734
HMP Glenochil	1	4	0	2	0	2	0	3	0	2	0
HMP Greenock	415	423	401	150	66	36	34	41	125	81	91
HMP Inverness	374	353	400	361	357	363	295	295	256	259	290
HMP Kilmarnock	401	399	347	331	319	290	336	357	297	328	441
HMP Low Moss	0	0	0	457	645	682	709	663	496	542	617
Open Estate	0	1	0	0	0	0	0	0	0	0	0
HMP Perth	796	884	835	802	895	888	834	721	661	666	649
HMP Peterhead	0	0	0	1	1	0	0	0	0	0	0
HMP Shotts	0	1	0	0	0	0	0	0	1	0	1
Total	7010	6987	6813	6243	6132	6036	5744	5273	4903	4836	5256

Table 10. Men leaving remand by year and establishment

Although the overall trend is downward there was an increase in 2019-20 (Figure 16). On average, (using 2016-17 to 2019-20 data) 5,454 men per year are released from remand. This is around 454 each month.

²³ Scottish Government. (n.d.). Scottish prisons interactive analysis tool. Source: [Scottish prison population statistics \(shinyapps.io\)](https://shinyapps.io) [Accessed 26/06/2023].

²⁴ Data for HMYOI Polmont have been removed; numbers of young people leaving remand can be found below.

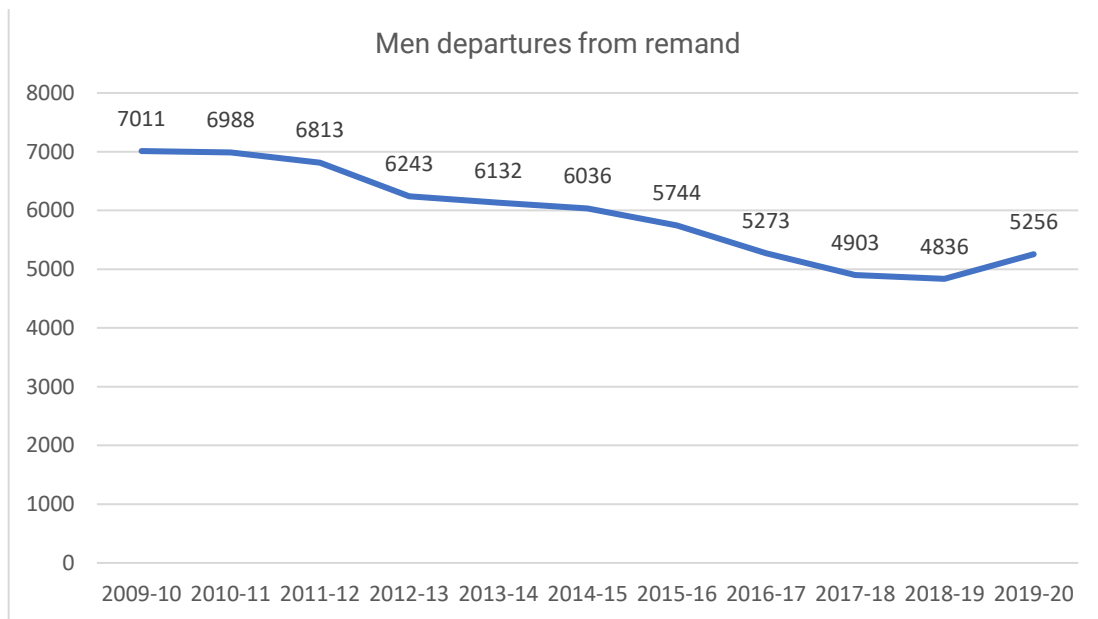


Figure 16. Men departures from remand by year

The biggest proportion of men being released from remand are aged 25-34. This has expanded from age 25-29 in 2009-17. Numbers of individuals in age brackets over 30 are steadily increasing. From 2009-10 to 2019-20, numbers of individuals in the age brackets of 45-49 years, 50-54 years and 55-59 years have increased by 34.82%, 38.79% and 43% respectively.²⁵

Women

Figures for departures from remand indicate that in 2009-10 the highest number of women on remand was those aged between 25 and 29. Over the years, the age brackets for the highest numbers of women on remand has widened to between age 30 and 39 in 2019-20.²⁶

On average each year, (average calculated 2016-17 to 2019-20) 826 women were released from remand, 68 per month (Figure 17). Historically, most women released from remand were released from HMP Cornton Vale although there are more being released from other establishments in recent years (Table 11).^{27,28}

²⁵ Scottish Government. (n.d.). Scottish prisons interactive analysis tool. Source: [Scottish prison population statistics \(shinyapps.io\)](https://shinyapps.io/scottish-prison-population-statistics/) [Accessed 26/06/2023].

²⁶ Scottish Government. (n.d.). Scottish prisons interactive analysis tool. Source: [Scottish prison population statistics \(shinyapps.io\)](https://shinyapps.io/scottish-prison-population-statistics/) [Accessed 26/06/2023].

²⁷ Cornton Vale closed in April 2023 with people being accommodated in other establishments across the women's estate prior to moving into the new HMYOI Stirling. Cornton Vale prisoners were transferred to HMP & YOI Polmont, near Falkirk, before the beginning of demolition work at the site in 2017. HMP & YOI Stirling opened in July 2023.

²⁸ Scottish Government. (n.d.). Scottish prisons interactive analysis tool. Source: [Scottish prison population statistics \(shinyapps.io\)](https://shinyapps.io/scottish-prison-population-statistics/) [Accessed 26/06/2023].

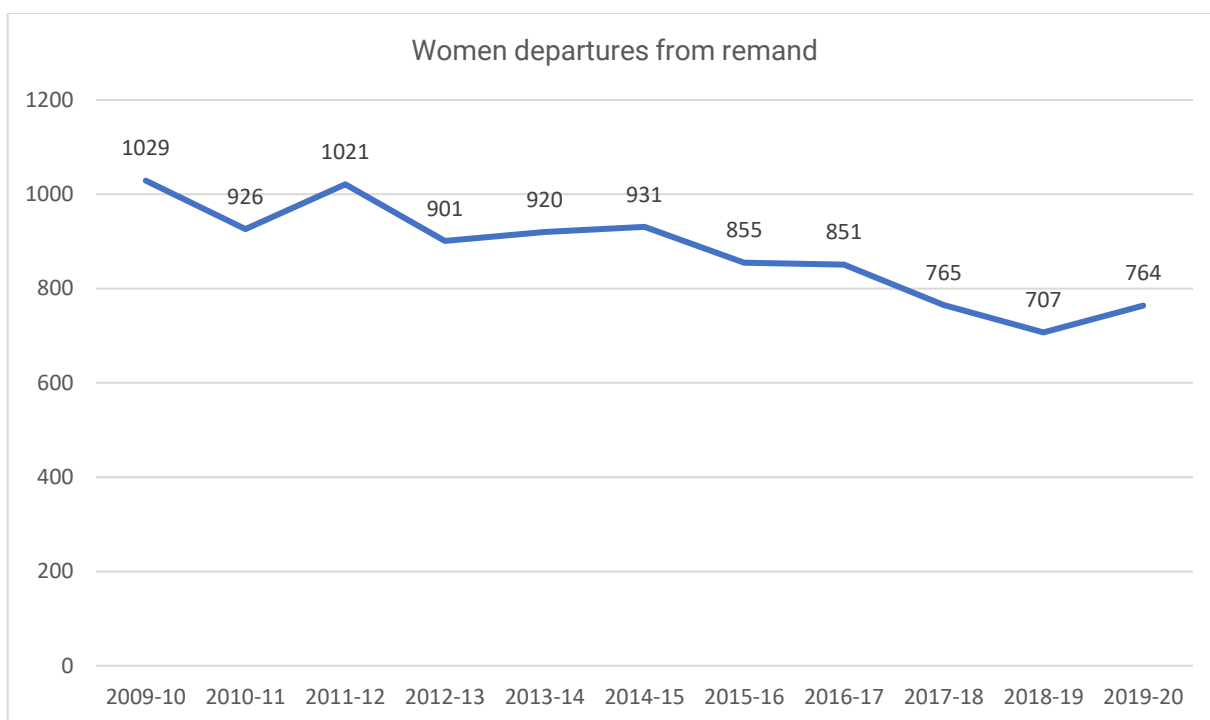


Figure 17. Women departures from remand by year

Establishment	2009/10	2010/11	2011/12	2012/13	2013/14	2014/15	2015/16	2016/17	2017/18	2018/19	2019/20
HMP Barlinnie	0	0	0	0	0	0	0	0	0	1	0
HMP Cornton Vale	1021	914	1018	891	888	834	719	741	623	569	621
HMP Edinburgh	1	1	0	9	12	12	6	6	27	15	19
HMP Grampian	0	0	0	0	1	78	123	89	85	104	102
HMP Greenock	0	2	1	0	4	7	7	6	6	8	6
HMP Inverness	7	9	2	1	3	0	0	8	3	0	1
HMYOI Polmont	0	0	0	0	12	0	0	1	21	10	15
Total	1029	926	1021	901	920	931	855	851	765	707	764

Table 11. Women released from remand by year and establishment

Young people

The majority of under 21-year-olds released from remand are released from HMYOI Polmont. Similar to under 18-year-olds, there has been a consistent downward trend in the numbers of young people under 21 leaving custody since 2009-10. On average each year, (using 2016-17 to 2019-20 data) 927 people under 21 were released from remand; approximately 77 per month (Table 12; Figure 18).²⁹

²⁹ Scottish Government. (n.d.). Scottish prisons interactive analysis tool. Source: [Scottish prison population statistics \(shinyapps.io\)](https://shinyapps.io) [Accessed 26/06/2023].

Establishment	2009/10	2010/11	2011/12	2012/13	2013/14	2014/15	2015/16	2016/17	2017/18	2018/19	2019/20
HMP Aberdeen	129	125	70	47	19	0	0	0	0	0	0
HMP Addiewell	171	169	132	119	106	2	1	0	2	1	1
HMP Barlinnie	10	15	4	3	6	4	1	5	6	0	4
HMP Cornton Vale	163	157	149	103	86	83	68	52	35	39	50
HMP Dumfries	15	15	18	0	0	2	0	1	0	0	0
HMP Edinburgh	337	314	8	1	4	5	4	2	3	2	0
HMP Grampian	0	0	0	0	0	24	19	28	29	21	18
HMP Greenock	120	151	143	95	20	0	0	1	0	0	0
HMP Inverness	89	94	84	65	58	41	19	25	20	31	21
HMP Kilmarnock	132	120	72	36	2	2	2	0	1	0	1
HMP Low Moss	0	0	0	2	7	1	0	3	0	2	0
HMP Perth	180	182	171	102	19	3	0	1	4	2	3
HMYOI Polmont	548	487	831	603	799	960	920	740	548	526	479
Total	1894	1829	1682	1176	1126	1127	1034	858	648	624	577

Table 12. Young people aged under 21 released from remand, by establishment

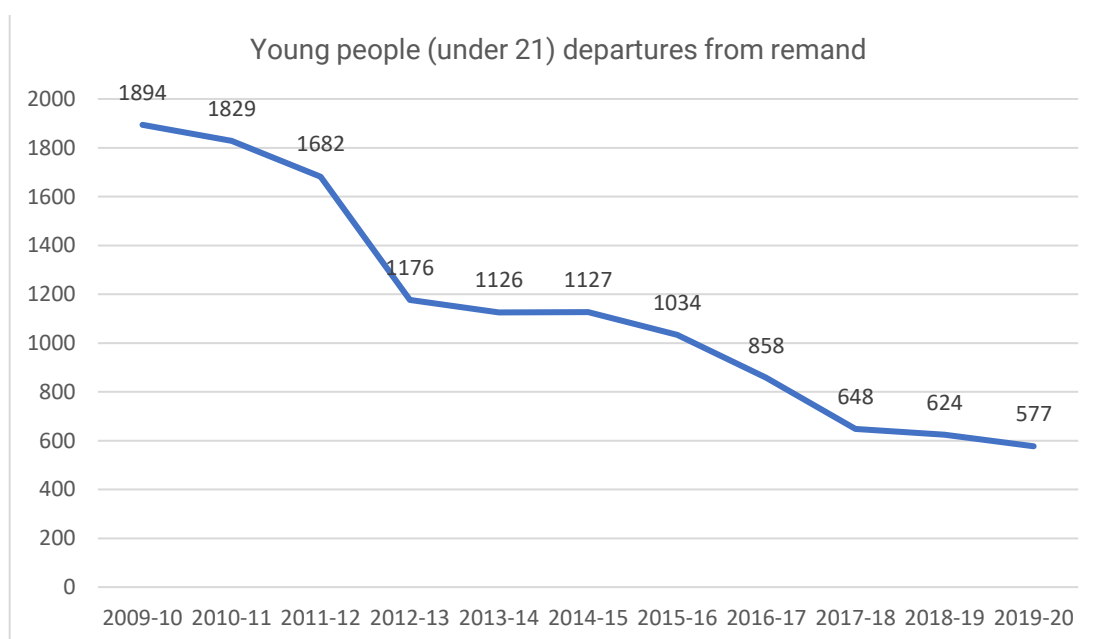


Figure 18. Young people (aged under 21) departures from remand by year

The majority of young people under 18 are released from HMYOI Polmont. In the past there has been a wider spread of releases across the prison estate but this has narrowed since 2014-15 (Table 13).³⁰

³⁰ Scottish Government. (n.d.). Scottish prisons interactive analysis tool. Source: [Scottish prison population statistics \(shinyapps.io\)](https://shinyapps.io) [Accessed 26/06/2023].

There has been a consistent downward trend in the number of young people under 18 leaving custody since 2009-10. On average each year, (using 2016/17 to 2019/20 data) 141 young people under 18 were released from remand; approximately 12 per month (Table 13; Figure 19).

Establishment	2009/10	2010/11	2011/12	2012/13	2013/14	2014/15	2015/16	2016/17	2017/18	2018/19	2019/20
HMP Aberdeen	30	32	10	9	3	0	0	0	0	0	0
HMP Addiewell	56	51	44	32	28	0	0	0	0	0	0
HMP Cornton Vale	49	30	34	18	17	19	12	7	12	6	6
HMP Dumfries	1	4	5	0	0	0	0	0	0	0	0
HMP Edinburgh	87	66	0	0	0	0	0	0	0	0	0
HMP Grampian	0	0	0	0	0	6	1	7	4	4	4
HMP Greenock	27	41	43	23	4	0	0	0	0	0	0
HMP Inverness	32	25	26	13	11	7	6	5	4	9	6
HMP Kilmarnock	34	24	16	4	0	0	0	0	0	0	0
HMP Perth	54	53	39	16	3	0	0	0	0	0	0
HMYOI Polmont	153	126	236	144	192	228	215	168	121	109	94
Total	523	452	453	259	258	260	234	187	141	128	110

Table 13. Young people aged under 18 released from remand, by establishment



Figure 19. Young people (aged under 18) departures from remand by year

Releases direct from court

Following a period of remand in prison, individuals can be released directly from court back into the community, including cases where an individual leaves court without any further support for reintegration into the community in place. Several reasons are possible for this departure from

remand including: released after a court hearing during which the case is completed and the individual was not convicted; released after a court hearing during which the individual was given a non-custodial sentence; released after a court hearing during which the individual was given a prison sentence that was fully backdated due to time spent on remand; and released after a court hearing during which the individual was granted bail/ordained. Data for each of these categories, split by individual court, are aggregated in Table 14.³¹

Data show that the greatest numbers of people released direct from court after a period of remand are released from Glasgow (1,282 in 2019-20), Edinburgh (844 in 2019-20), Hamilton (423 in 2019-20), Kilmarnock (366 in 2019-20) and Aberdeen (358 in 2019-20).

Court	2017/18	2018/19	2019/20
Aberdeen	327	326	358
Aberdeen JP	10	<5	<5
Airdrie	183	236	223
Alloa	59	54	57
Ayr	183	197	186
Banff	7	<5	6
Campbeltown	7	9	13
Dumbarton	174	179	175
Dumbarton JP	<5	6	<5
Dumfries	88	99	108
Dundee	310	355	343
Dunfermline	110	107	119
Dunoon	27	15	25
Edinburgh	821	813	844
Edinburgh JP	11	11	<5
Elgin	73	105	112
Falkirk	146	189	205
Forfar	62	49	89
Fort William	9	11	15
Glasgow	1314	1336	1282
Glasgow JP	59	33	24
Greenock	119	108	121
Hamilton	367	358	423
High Court	221	204	326
Inverness	161	149	167
Jedburgh	44	29	46
Kilmarnock	351	337	366
Kirkcaldy	217	255	246
Kirkwall	<5	9	6
Lanark	80	92	88
Lerwick	6	6	8
Livingston	213	215	240
Oban	12	11	18
Paisley	252	278	294
Perth	124	124	125

³¹ Note: not all court hearings involve the remanded individual being present at the court. They may instead attend remotely from prison. The data presented here, therefore, is likely to be an over-estimate of the number of people released directly from court.

Peterhead	79	86	85
Portree	9	<5	<5
Selkirk	64	52	26
Stirling	79	108	116
Stornoway	8	7	12
Stranraer	18	37	42
Tain	18	21	30
Wick	30	31	21
Total	6479	6671	7020

Table 14. individuals released from remand directly from court³²

³² All courts are sheriff courts unless stated as justice of the peace (JP) or high court. Data for 'high court' are aggregated without differentiating between location.

Releases: Home Detention Curfew

Numbers of people being released from [Home Detention Curfew \(HDC\)](#) declined starkly between 2016 and 2020. In the most recent year of data, 2020, 243 men (Figure 20), 28 women (Figure 21) and 10 young people (all aged 18 to 21) (Figure 22) were released from HDC.³³

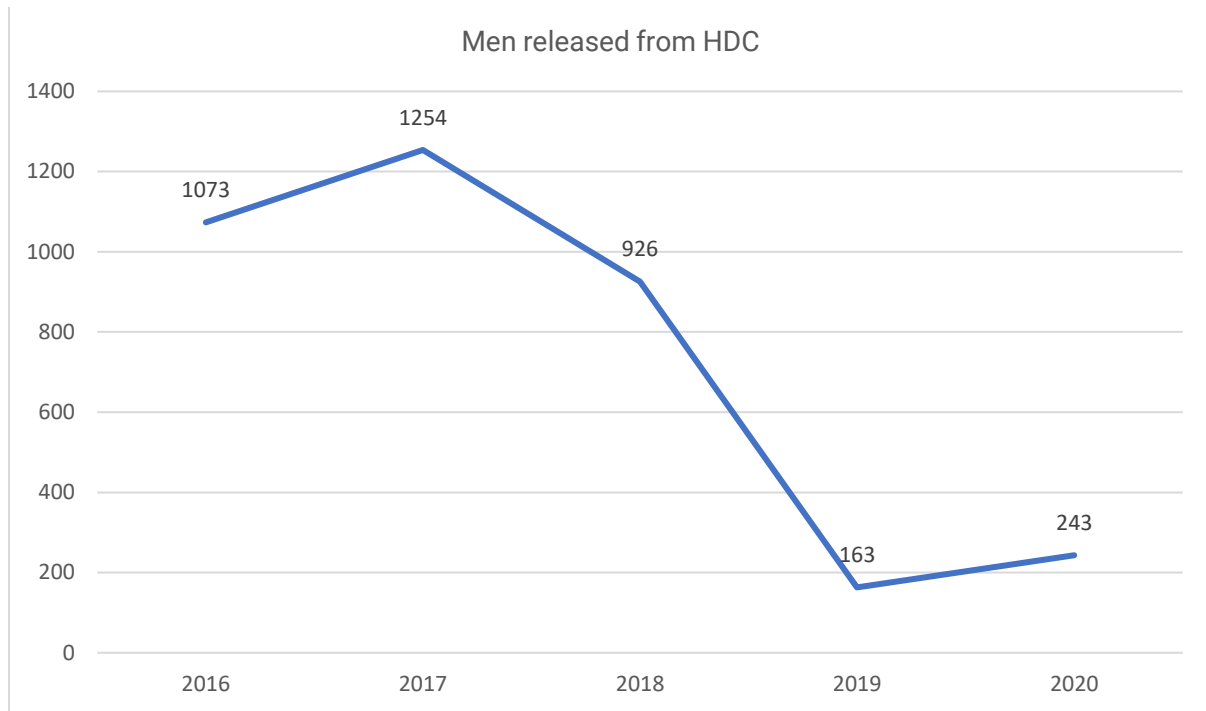


Figure 20. Men released from HDC

³³ Scottish Prison Service. (2023). HDC annual liberations (unpublished).

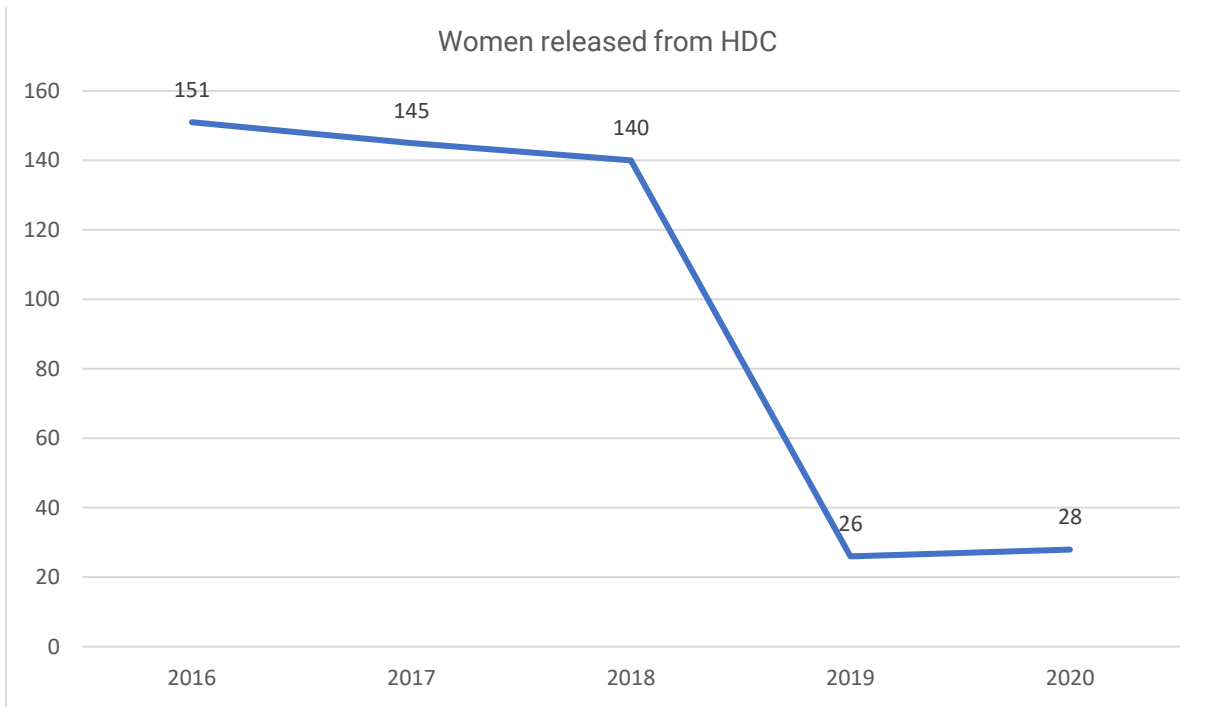


Figure 21. Women released from HDC

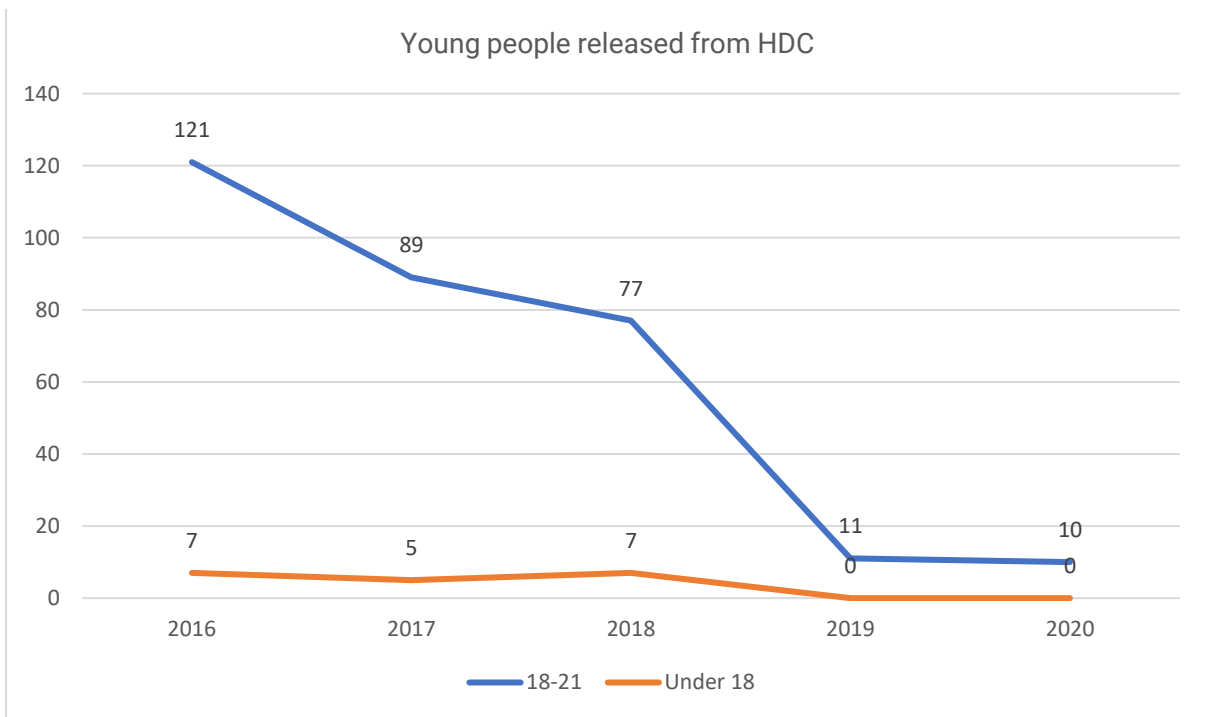


Figure 22. Young people (aged 18-21 and under 18) released from HDC

Community sentences

This section discusses [Community Payback Orders \(CPOs\)](#) and [Drug Treatment and Testing Orders \(DTTOs\)](#).³⁴

CPOs: men

The number of CPOs commenced for men (Figure 23) was generally declining between 2017-18 and 2019-20, although showed a small increase in 2019-20.³⁵

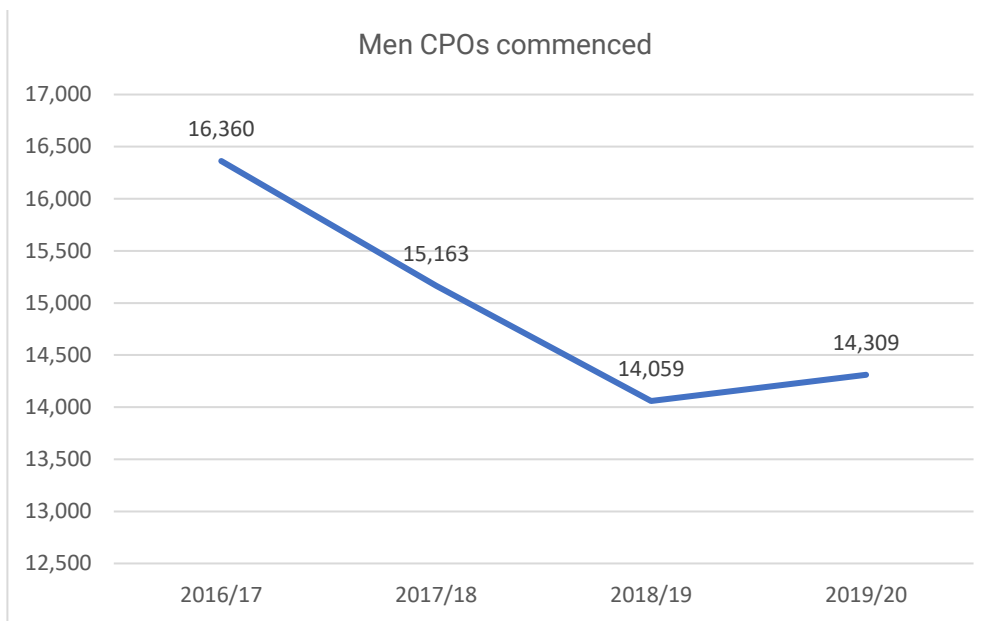


Figure 23. Men CPOs commenced

The trend for breaches of CPOs by men is downward.³⁶ On average, each year (four-year average 2016-17 to 2019-20) there are 2,619 breaches, approximately 218 per month (Figure 24).³⁷

³⁴ In the current model, women who are completing a CPO and are judged by JSW to be at risk of breach and a subsequent custodial sentence can be referred to the Shine PSP for additional support. This support is not currently available to men completing a CPO. Data are included here to provide an overview of numbers that might require additional support (that is those who breach a community order) should this additional support be made accessible for both men and women.

³⁵ Scottish Government. (2023). Justice Social Work Statistics in Scotland 2021-22. Source: [https://www.gov.scot/publications/justice-social-work-statistics-scotland-2021-22/#:~:text=The%20number%20of%20criminal%20justice.\)%20commenced%20in%202021%2D22.](https://www.gov.scot/publications/justice-social-work-statistics-scotland-2021-22/#:~:text=The%20number%20of%20criminal%20justice.)%20commenced%20in%202021%2D22.)

³⁶ Here, 'breaches' means the number of breach applications during the lifetime of orders whose reason for termination was 'revoked due to breach'.

³⁷ Scottish Government. (2023). Justice Social Work Statistics in Scotland 2021-22. Source: [https://www.gov.scot/publications/justice-social-work-statistics-scotland-2021-22/#:~:text=The%20number%20of%20criminal%20justice.\)%20commenced%20in%202021%2D22.](https://www.gov.scot/publications/justice-social-work-statistics-scotland-2021-22/#:~:text=The%20number%20of%20criminal%20justice.)%20commenced%20in%202021%2D22.)

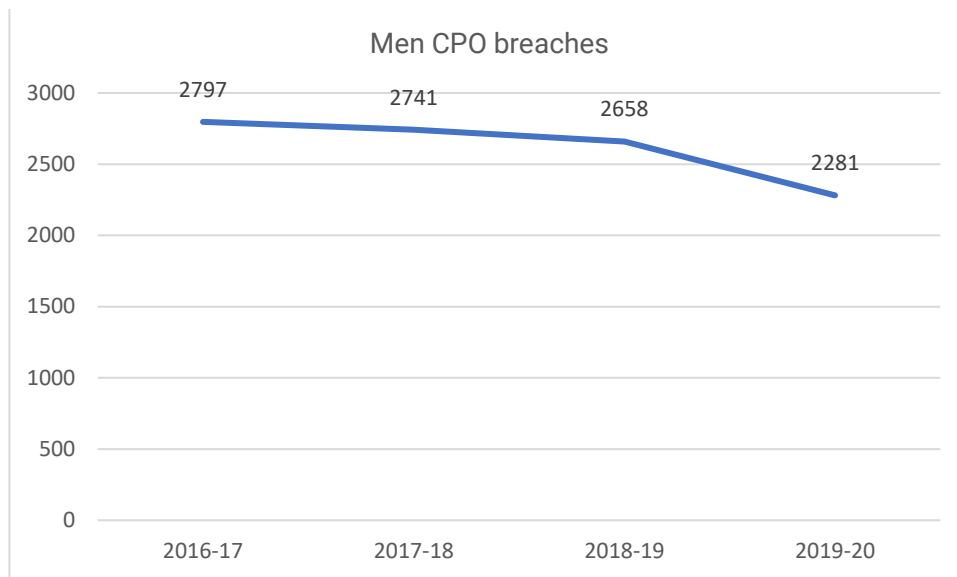


Figure 24. Men CPO breaches³⁸

The trend for custodial sentences imposed as a result of breach of CPOs for men is similarly downward. On average each year, (four-year average 2016-17 to 2019-20) there are 713 custodial sentences imposed following CPO breach, approximately 59 per month (Figure 25).³⁹

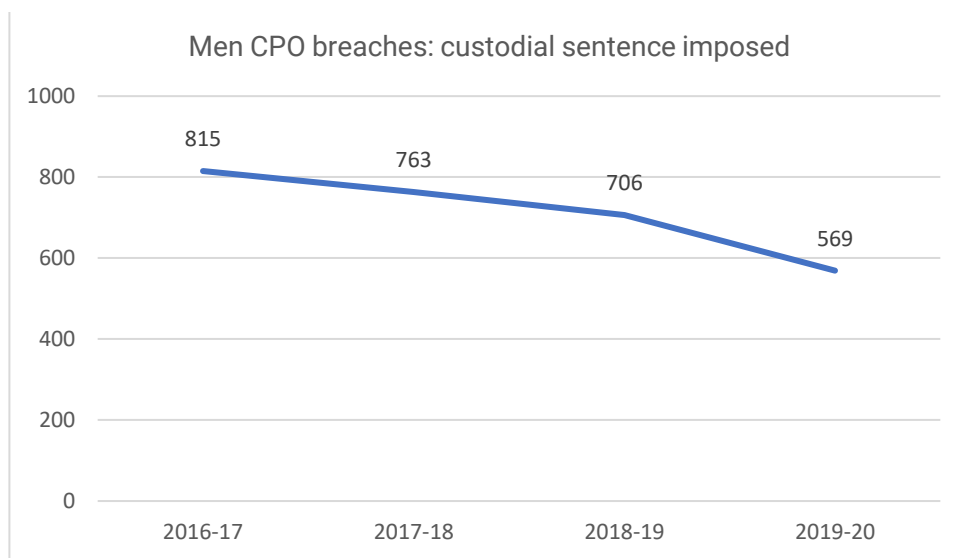


Figure 25. Men CPO breaches resulting in a custodial sentence

The biggest cohort being given a custodial sentence for breaching a CPO is the 31-40 age group (historically this was the 21-25 age group-) (Table 19).⁴⁰

³⁸ Here, 'breaches' means the number of breach applications during the lifetime of orders whose reason for termination was 'revoked due to breach'.

³⁹ Scottish Government. (n.d.). Additional justice social work data (unpublished).

⁴⁰ Scottish Government. (n.d.). Additional justice social work data (unpublished).

Age group	2016/17	2017/18	2018/19	2019/20
16-17	46	28	25	15
18-20	121	99	90	77
21-25	203	206	170	127
26-30	159	162	126	116
31-40	199	186	208	161
Over 40	87	82	87	73
TOTAL	815	763	706	569

Table 15. Men who receive a custodial sentence following a breach of CPO

CPOs: women

Similar to numbers for men, the number of CPOs commenced for women (Figure 26) generally declined between 2017-18 and 2019-20, although showed a small increase in 2019-20.⁴¹

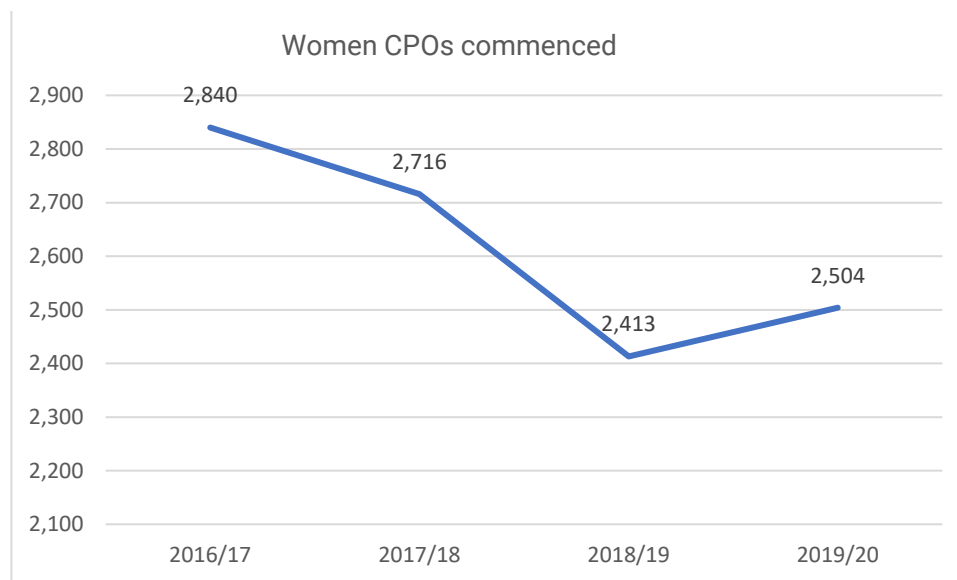


Figure 26. Women CPOs commenced

Breaches of CPOs⁴² by women increased in 2017-18 and 2018-19 before decreasing again in 2019-20. The total is still slightly higher than 2016-17. A four-year annual average (2016-17 to 2019-20) is 437 breaches per year (36 per month).⁴³

The number of women receiving custodial sentences for breaching CPOs increased slightly in the four-year period (Figure 27).⁴⁴

⁴¹ Scottish Government. (2023). Justice Social Work Statistics in Scotland 2021-22. Source: [https://www.gov.scot/publications/justice-social-work-statistics-scotland-2021-22/#:~:text=The%20number%20of%20criminal%20justice,\)%20commenced%20in%202021%2D22.](https://www.gov.scot/publications/justice-social-work-statistics-scotland-2021-22/#:~:text=The%20number%20of%20criminal%20justice,)%20commenced%20in%202021%2D22.)

⁴² Here, 'breaches' means the number of breach applications during the lifetime of orders whose reason for termination was 'revoked due to breach'.

⁴³ Scottish Government. (2023). Justice Social Work Statistics in Scotland 2021-22. Source: [https://www.gov.scot/publications/justice-social-work-statistics-scotland-2021-22/#:~:text=The%20number%20of%20criminal%20justice,\)%20commenced%20in%202021%2D22.](https://www.gov.scot/publications/justice-social-work-statistics-scotland-2021-22/#:~:text=The%20number%20of%20criminal%20justice,)%20commenced%20in%202021%2D22.)

⁴⁴ Scottish Government. (n.d.). Additional justice social work data (unpublished).

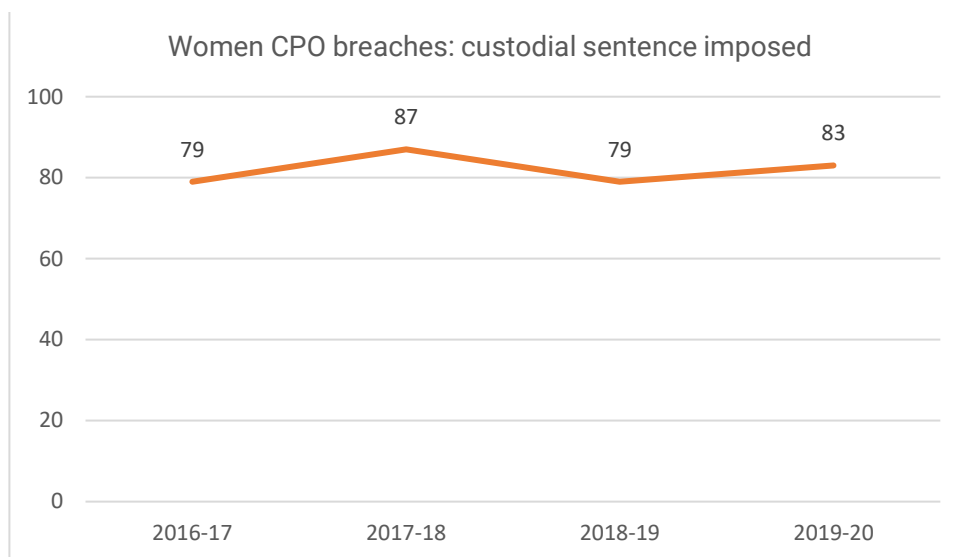


Figure 27. CPO breaches resulting in a custodial sentence imposed (women) over time

The age of most women who breach a CPO and are returned to custody is 31-40 (around 38%) (Table 20).⁴⁵ On average, there are 82 returns to custody for breaching a CPO each year (four-year average for 2016-17 to 2019-20) which is six or seven a month.

Age group	2016/17	2017/18	2018/19	2019/20
16-17	0	0	1	1
18-20	8	5	11	3
21-25	14	14	7	12
26-30	15	13	17	22
31-40	29	42	30	32
Over 40	13	13	13	13
TOTAL	79	87	79	83

Table 16. Women who receive a custodial sentence following a breach of CPO

DTTOs: men

DTTO breaches⁴⁶ by men have remained relatively stable; the four-year average for 2016-17 to 2019-20 is 78 per year, which is 6 or 7 per month.⁴⁷ For the same four-year average, 37 to 38 DTTO breaches per year resulted in a custodial sentence being imposed.

Typically, the majority of men who receive a custodial sentence following a breach of DTTO have been in the 31-40- age group. In 2021-22 this expanded to the 21-25 and over-40 age groups (Table 21).⁴⁸

⁴⁵ Scottish Government. (n.d.). Additional justice social work data (unpublished).

⁴⁶ Here, 'breaches' means the number of breach applications during the lifetime of orders whose reason for termination was 'revoked due to breach'.

⁴⁷ Scottish Government. (2023). Justice Social Work Statistics in Scotland 2021-22. Source:

[https://www.gov.scot/publications/justice-social-work-statistics-scotland-2021-22/#:~:text=The%20number%20of%20criminal%20justice\)%20commenced%20in%202021%2D22.](https://www.gov.scot/publications/justice-social-work-statistics-scotland-2021-22/#:~:text=The%20number%20of%20criminal%20justice)%20commenced%20in%202021%2D22.)

⁴⁸ Scottish Government. (n.d.). Additional justice social work data (unpublished).

Age group	2016-17	2017-18	2018-19	2019-20
16-17	0	0	0	0
18-20	4	0	0	0
21-25	3	6	7	4
26-30	14	11	12	7
31-40	11	21	14	14
Over 40	5	5	6	7
TOTAL	37	43	39	32

Table 17. Men who receive a custodial sentence following a breach of DTTO

DTTOs: women

DTTO breaches⁴⁹ by women have fluctuated since 2016-17 with an annual average of 92 per year (seven or eight per month).⁵⁰ For the same four-year average, 11 or 12 DTTO breaches per year resulted in a custodial sentence being imposed.

Other than a change in 2019-20, the majority of women who receive a custodial sentence following a breach of DTTO continue to be in the 31-40- age group (Table 22).⁵¹

Age group	2016-17	2017-18	2018-19	2019-20
16-17	0	0	0	0
18-20	0	0	0	0
21-25	0	1	0	0
26-30	4	2	3	3
31-40	13	3	10	1
Over 40	2	1	0	2
TOTAL	19	7	13	6

Table 18. Women who receive a custodial sentence following a breach of DTTO

⁴⁹ Here, 'breaches' means the number of breach applications during the lifetime of orders whose reason for termination was 'revoked due to breach'.

⁵⁰ Scottish Government. (2023). Justice Social Work Statistics in Scotland 2021-22. Source: [https://www.gov.scot/publications/justice-social-work-statistics-scotland-2021-22/#:~:text=The%20number%20of%20criminal%20justice\)%20commenced%20in%202021%2D22.](https://www.gov.scot/publications/justice-social-work-statistics-scotland-2021-22/#:~:text=The%20number%20of%20criminal%20justice)%20commenced%20in%202021%2D22.)

⁵¹ Scottish Government. (n.d.). Additional justice social work data (unpublished).

Glossary

Community Payback Order	The community payback order (CPO) was introduced by the Criminal Justice and Licensing (Scotland) Act 2010. The CPO replaced provisions for community service, probation and supervised attendance orders for offences committed from 1 February 2011 onwards. It is available to all courts, with some restrictions applying to justice of the peace courts in relation to treatment and programme requirements. There are several difference requirements which can be issued at the initial imposition of a CPO. The most common requirements issued as part of a CPO are unpaid work and supervision. Courts may not impose unpaid work on someone aged under 16. Supervision must be imposed for someone aged under 18. ⁵²
Drug Treatment and Testing Order	The drug treatment and testing order (DTTO) is a high-tariff disposal for people with more serious substance use related to their offending, who might otherwise receive a custodial sentence. This order includes the need for regular reviews by the court and for the person to consent to frequent random drug tests throughout the lifetime of the order. On the basis of these regular reviews, the judiciary may, among other courses of action, vary the conditions of the order. This may include varying the frequency of testing, varying the type of treatment or the frequency of attendance at treatment, revoking the order on the basis that satisfactory progress has been made or, in the event of non-compliance, revoking the order and re-sentencing the person for the original offence. DTTOs were rolled out across Scotland in phases between 1999 and 2002. They are available to all courts apart from justice of the peace courts. ⁵³
Home Detention Curfew	Home Detention Curfew (HDC) allows some individuals sentenced to imprisonment to serve part of their prison sentence in the community, under strict licence conditions. The main aim of HDC is to provide those leaving prison with a managed return to their communities, while subject to curfew conditions and electronic monitoring. All individuals are assessed before a decision is made to release them on licence. SPS makes decisions on behalf of Scottish Ministers about individuals who can be released on an HDC licence. HDC provides an opportunity to monitor an individual's compliance with a release licence. They can be provided with additional support to continue their HDC period in the community, or recalled to custody as appropriate. ⁵⁴

⁵² Scottish Government (2023). Justice Social Work Statistics in Scotland 2021-22. Source: [Justice Social Work Statistics in Scotland: 2021-22 - gov.scot \(www.gov.scot\)](https://www.gov.scot/resources/consultation-papers/collections/documents/Justice-Social-Work-Statistics-in-Scotland-2021-22.pdf)

⁵³ Scottish Government (2023). Justice Social Work Statistics in Scotland 2021-22. Source: [Justice Social Work Statistics in Scotland: 2021-22 - gov.scot \(www.gov.scot\)](https://www.gov.scot/resources/consultation-papers/collections/documents/Justice-Social-Work-Statistics-in-Scotland-2021-22.pdf)

⁵⁴ Scottish Government. (n.d.). Reducing reoffending: home detention curfew. Source: <https://www.gov.scot/policies/reducing-reoffending/home-detention-curfew/>

Index sentence	The offence type for which the longest sentence has been received over a period. For prisoners on remand, the index offence is determined based on the average sentence associated with offence types from Scottish Government Criminal Proceedings. ⁵⁵
Transitions	A status transition is counted when an individual moves from a period on remand to a period serving a sentence without leaving custody overnight. They may be counted alongside Arrivals to Sentenced or Departures from Remand. ⁵⁶

⁵⁵ Scottish Government. (2022). Scottish prison population statistics technical manual. Source: <https://www.gov.scot/publications/scottish-prison-population-statistics/pages/analytical-factors-and-measurements/#Index%20offence>

⁵⁶ Ibid.

Appendix: additional information

Releases by local authority area: men

	Sentenced young people	Sentenced Remand	Sentenced STPs	Liberation - Remand	Liberation by sentence
Clackmannanshire	3	15	28	3	5
Falkirk	8	43	85	3	16
Fife	19	77	211	8	31
Stirling	3	17	35	2	5
Glasgow City	57	265	477	43	78
North Lanarkshire	28	102	224	11	39
South Lanarkshire	21	102	199	9	28
City of Edinburgh	29	116	178	17	24
East Lothian	3	17	17	2	3
Midlothian	6	14	34	2	4
Scottish Borders	1	15	15	2	3
West Lothian	8	43	65	3	15
Aberdeen City	14	54	131	5	15
Aberdeenshire	9	30	61	3	6
Highland	6	45	50	2	13
Moray	3	19	23	2	6
Na h-Eileanan Siar	0	3	4	0	1
Orkney Islands	0	2	3	0	0
Shetland Islands	0	3	6	1	1
Argyll and Bute	4	10	23	1	6
East Dunbartonshire	2	13	20	2	3
East Renfrewshire	1	5	20	0	3
Inverclyde	7	30	87	3	16
Renfrewshire	6	55	106	4	21
West Dunbartonshire	7	44	96	3	14
Dumfries and Galloway	9	26	50	3	9
East Ayrshire	13	42	111	2	17
North Ayrshire	8	50	109	2	18
South Ayrshire	3	26	55	1	8
Angus	2	24	45	1	10
Dundee City	13	65	167	6	29
Perth and Kinross	6	32	73	2	13
No fixed abode	9	122	228	16	54
Totals	304	1522	3033	160	514

Table A1. Men released to each local authority area

Table A1 shows monthly averages from six months' worth of data, June to November 2019, from the liberation data shared by SPS with local authority areas.⁵⁷ This shows the number of young people and men sentenced to short-term sentences and men remanded. It also shows the number of men released from remand or from a short-term sentence to each local authority area. Due to possible discrepancies within the data, they are indicative and intended as a guide only. These data are not published alongside the analyses in the main paper.

The six-month average data show that the greatest number of men are released from remand to Glasgow City (43), followed by Edinburgh (17) and North Lanarkshire (11). The data show that the greatest number of men are released from sentence to Glasgow (78), followed by North Lanarkshire (39), Dundee (29), South Lanarkshire (28) and Edinburgh (24).

⁵⁷ Scottish Prison Service. (2023). Unpublished.

Releases by local authority area: women

	Sentenced young people	Sentenced remand	Sentenced STPs	Liberation - remand	Liberation by sentence
Clackmannanshire	0	1	2	1	0
Falkirk	1	3	5	0	1
Fife	0	5	13	1	2
Stirling	0	3	2	0	0
Glasgow City	3	20	17	2	4
North Lanarkshire	3	4	7	0	1
South Lanarkshire	0	4	4	1	0
City of Edinburgh	2	8	8	1	2
East Lothian	0	0	0	1	0
Midlothian	0	1	3	0	1
Scottish Borders	0	2	1	0	0
West Lothian	0	3	5	0	1
Aberdeen City	0	3	13	0	1
Aberdeenshire	0	3	7	1	1
Highland	0	5	7	1	1
Moray	1	1	2	1	0
Na h-Eileanan Siar	0	0	0	0	0
Orkney Islands	0	0	0	0	0
Shetland Islands	0	1	0	0	0
Argyll and Bute	0	2	0	0	0
East Dunbartonshire	0	0	1	0	0
East Renfrewshire	0	0	0	0	0
Inverclyde	0	3	3	0	1
Renfrewshire	0	6	5	0	1
West Dunbartonshire	0	4	7	1	2
Dumfries and Galloway	0	1	6	0	1
East Ayrshire	0	2	8	1	2
North Ayrshire	1	7	11	1	2
South Ayrshire	0	4	7	0	1
Angus	0	1	2	0	0
Dundee City	0	10	14	1	2
Perth and Kinross	0	1	5	1	1
No fixed abode	1	8	27	0	6
	14	113	189	13	35

Table A2. Women released to each local authority area

Table A2 shows monthly averages from six months' worth of data, June to November 2019, from the liberation data shared by the SPS with local authority areas.⁵⁸ This shows the number of women sentenced to short-term sentences and remanded. It also shows the number of women released from remand or from a short-term sentence to each local authority area. Due to possible discrepancies within the data, they are indicative and intended as a guide only. These data are not published alongside the analyses in the main paper.

The six-month average data show that the greatest number of women are released from remand to Glasgow City (two). Similarly, the data show that the greatest number of women are released from sentence to Glasgow (four).

⁵⁸ Scottish Prison Service. (2023). Unpublished.

Acknowledgements

We would like to express our thanks to the organisations and individuals who have contributed to and supported the development of this demographics analysis paper, including colleagues in the Scottish Government Justice Analytical Services, Scottish Prison Service and Scottish Courts and Tribunals Service for sharing advice and information, and for reviewing and providing feedback on content.

First published December 2023

Community Justice Scotland
R1 Spur, Saughton House,
Broomhouse Drive,
Edinburgh EH11 3XD

T: 0300 244 8420

www.communityjustice.scot

To view our privacy policy, visit our
website at: [Community Justice Scotland](http://www.communityjustice.scot)

